

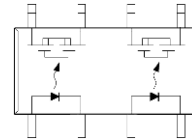

SSR Relay NO-1Ax2 AC/DC 80V 0.07A SOP-8

SSR2A1KA07CS8

MERITEK

FEATURE

- Normally Open (2-Form-A) Solid State Relay
- AC/DC Output Load Compatible
- Isolation Voltage: 1500 Vrms
- Application: Telecommunications, Measuring and Testing Equipment, Industrial Control, Security Systems
- In Accordance with Safety Class UL 1577 Standard



MAXIMUM RATINGS

Parameter	Symbol	Value	Unit
Input Continuous LED Current	I_F	50	mA
Input Peak LED Current	I_{FP}	1	A
Input LED Reverse Voltage	V_R	5	V
Input Power Dissipation	P_{In}	75	mW
Output Load Voltage	V_L	80	V
Output Load Current	I_L	70	mA
Output Peak Load Current	I_{Peak}	0.3	A
Output Power Dissipation	P_{out}	250	mW
Total Power Dissipation	P_T	300	mW
Isolation Voltage	V_{ISO}	1500	V_{RMS}
Operating Temperature Range	T_{Opr}	-40~+85	°C
Storage Temperature Range	T_{Stg}	-40~+100	°C
Soldering Temperature	T_{SOL}	260	°C

ELECTRICAL CHARACTERISTICS

Input Characteristics	Conditions	Symbol	Min	Typ.	Max	Unit
LED Forward Voltage	$I_F=10mA$	V_F	--	1.2	1.5	V
Operation LED Current	--	$I_{F(On)}$	--	0.5	3.0	mA
Recovery LED Current	--	$I_{F(Off)}$	0.1	0.35	--	mA
Recovery LED Voltage	--	$V_{F(Off)}$	0.7	--	--	V
Output Characteristics	Conditions	Symbol	Min	Typ.	Max	Unit
On-Resistance	$I_F=5mA, I_L=Rating,$ Time to flow is within 1 sec	$R_{(On)}$	--	20	30	Ω
Off-State Leakage Current	$V_L=Rating$	I_{Leak}	--	--	1	μA
Output Capacitance	$V_L=0V, f=1MHz$	C_{Out}	--	6	--	pF
Transmission Characteristics	Conditions	Symbol	Min	Typ.	Max	Unit
Turn-On Time	$I_F=5mA, I_L=Rating$	t_{on}	--	0.03	0.1	ms
Turn-Off Time		t_{off}	--	0.05	0.2	ms
Coupled Characteristics	Conditions	Symbol	Min	Typ.	Max	Unit
I/O Isolation Resistance	$V_{IO}=500V_{DC}$	R_{IO}	10^{10}	--	--	Ω
I/O Capacitance	$f=1MHz$	C_{IO}	--	0.8	1.5	pF

Note: $T_A=25^\circ C$ unless otherwise noted.

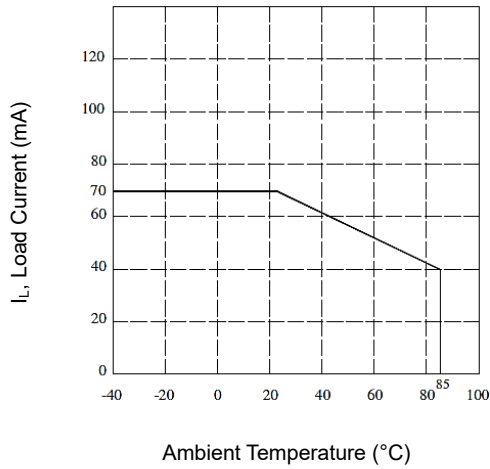
SSR Relay NO-1Ax2
AC/DC 80V 0.07A SOP-8

SSR2A1KA07CS8

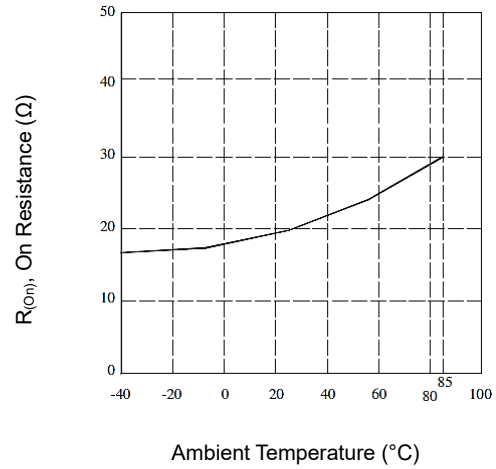
MERITEK

CHARACTERISTIC CURVES

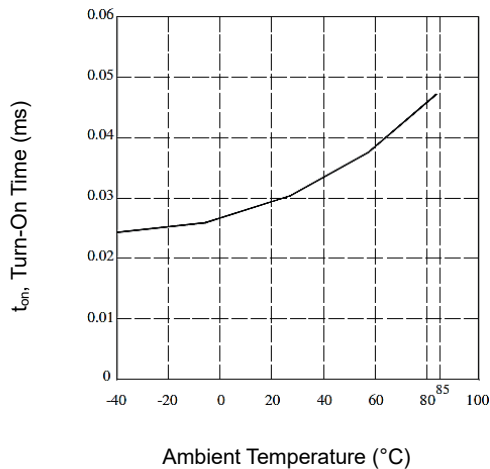
Load Current vs. Temperature



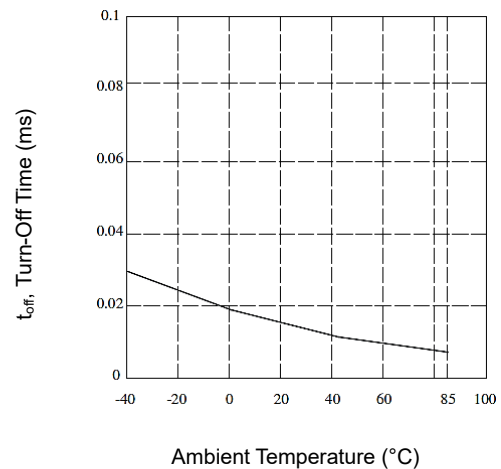
On Resistance vs. Temperature



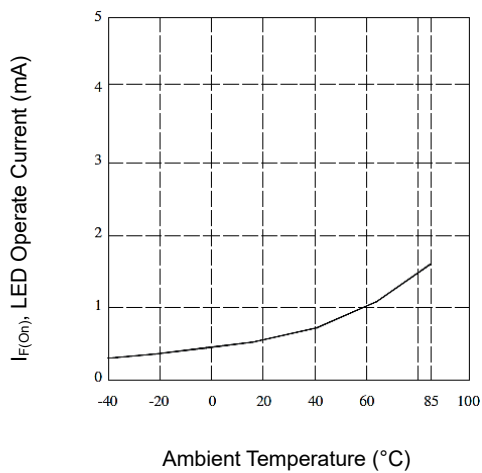
Turn-On Time vs. Temperature



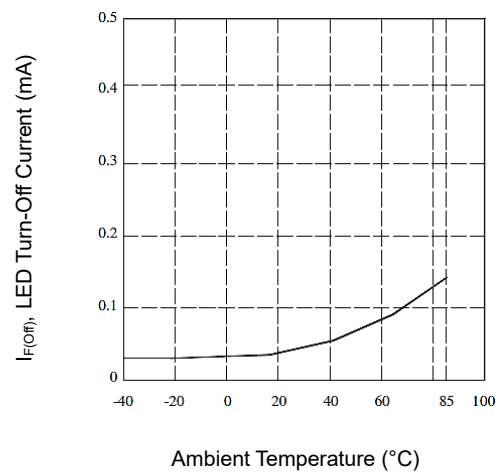
Turn-Off Time vs. Temperature



LED Operate Current vs. Temperature

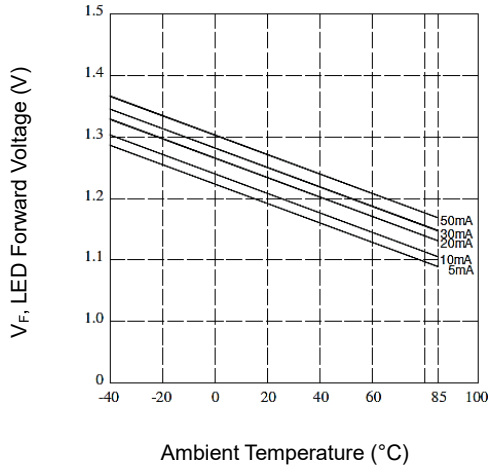


LED Turn-Off Current vs. Temperature

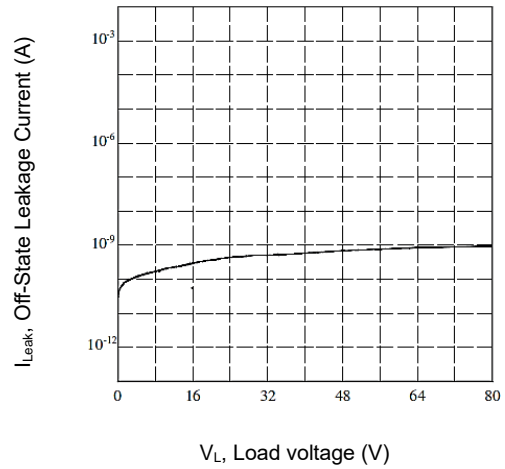


CHARACTERISTIC CURVES

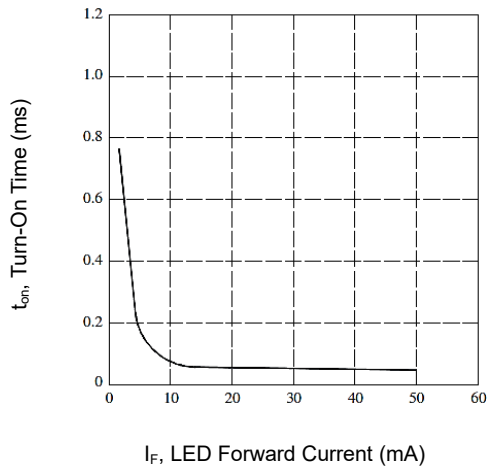
LED Forward Voltage vs. Temperature



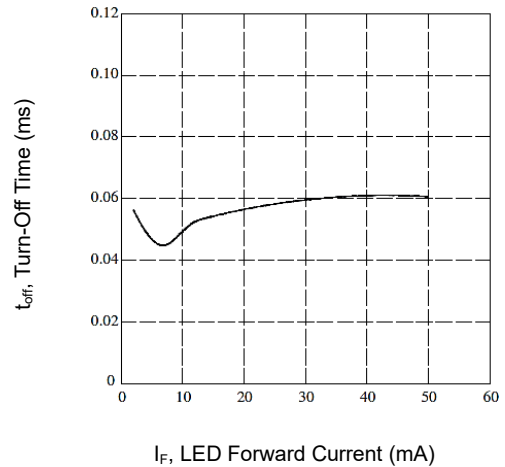
Off-State Leakage Current vs. Load Voltage



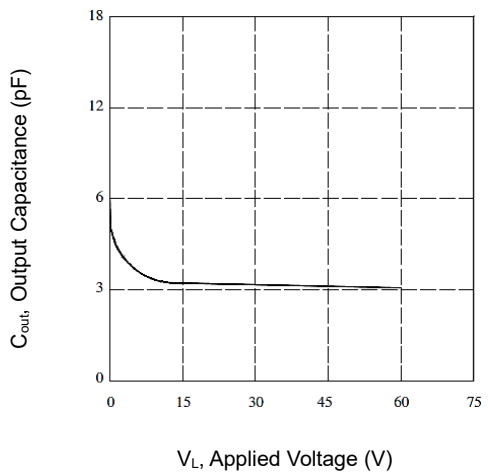
LED Forward Current vs. Turn-On Time



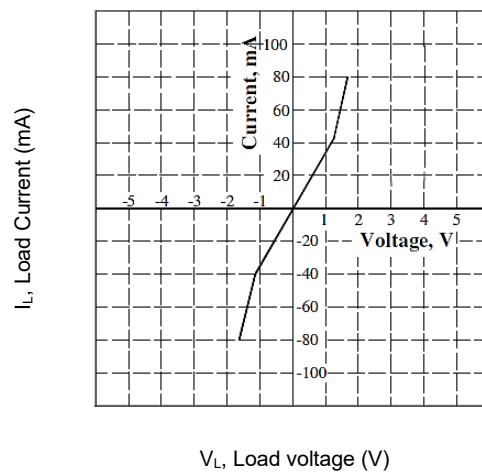
LED Forward Current vs. Turn-Off Time



Applied Voltage vs. Output Capacitance



V-I Characteristics of Output MOS



SSR Relay NO-1Ax2 AC/DC 80V 0.07A SOP-8

SSR2A1KA07CS8

MERITEK

DIMENSIONS

Item	Min (mm)	Max (mm)
A1	--	0.10
A2	1.80	2.20
b	--	0.40
D	9.20	9.60
E	6.40	7.20
E1	4.20	4.60
e	2.54	
e1	5.08	
L	0.46	0.86
X	0.80	
X1	7.62	
Y	1.20	
Y1	7.20	

Note:
1,3.LED Anode; 2,4.LED Cathode; 5,6. Drain (MOSFET); 7,8. Drain (MOSFET)

