

# SSR Relay NO-1Ax2

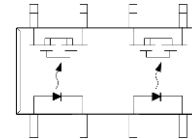

## AC/DC 40V 0.2A SOP-8

SSR2A1GA20CS8

MERITEK

### FEATURE

- Normally Open (2-Form-A) Solid State Relay
- AC/DC Output Load Compatible
- Isolation Voltage: 1500 Vrms
- Application: Telecommunications, Measuring and Testing Equipment, Industrial Control, Security Systems
- In Accordance with Safety Class UL 1577 Standard



### MAXIMUM RATINGS

Parameter	Symbol	Value	Unit
Input Continuous LED Current	$I_F$	50	mA
Input Peak LED Current	$I_{FP}$	1	A
Input LED Reverse Voltage	$V_R$	5	V
Input Power Dissipation	$P_{In}$	75	mW
Output Load Voltage	$V_L$	40	V
Output Load Current	$I_L$	200	mA
Output Peak Load Current	$I_{Peak}$	0.6	A
Output Power Dissipation	$P_{out}$	250	mW
Total Power Dissipation	$P_T$	300	mW
Isolation Voltage	$V_{ISO}$	1500	$V_{RMS}$
Operating Temperature Range	$T_{Opr}$	-40~+85	°C
Storage Temperature Range	$T_{Stg}$	-40~+100	°C
Soldering Temperature	$T_{SOL}$	260	°C

### ELECTRICAL CHARACTERISTICS

Input Characteristics	Conditions	Symbol	Min	Typ.	Max	Unit
LED Forward Voltage	$I_F=10mA$	$V_F$	--	1.2	1.4	V
Operation LED Current	--	$I_{F(On)}$	--	0.5	3.0	mA
Recovery LED Current	--	$I_{F(Off)}$	0.1	0.35	--	mA
Recovery LED Voltage	--	$V_{F(Off)}$	0.7	--	--	V
Output Characteristics	Conditions	Symbol	Min	Typ.	Max	Unit
On-Resistance	$I_F=5mA, I_L=Rating,$ Time to flow is within 1 sec	$R_{(On)}$	--	1.5	2.0	$\Omega$
Off-State Leakage Current	$V_L=Rating$	$I_{Leak}$	--	--	10	nA
Output Capacitance	$V_L=0V, f=1MHz$	$C_{Out}$	--	5	--	pF
Transmission Characteristics	Conditions	Symbol	Min	Typ.	Max	Unit
Turn-On Time	$I_F=5mA, I_L=Rating$	$t_{on}$	--	0.03	0.1	ms
Turn-Off Time		$t_{off}$	--	0.1	0.3	ms
Coupled Characteristics	Conditions	Symbol	Min	Typ.	Max	Unit
I/O Isolation Resistance	$V_{IO}=500V_{DC}$	$R_{IO}$	$10^{10}$	--	--	$\Omega$
I/O Capacitance	$f=1MHz$	$C_{IO}$	--	0.8	1.5	pF

Note:  $T_A=25^\circ C$  unless otherwise noted.

# SSR Relay NO-1Ax2

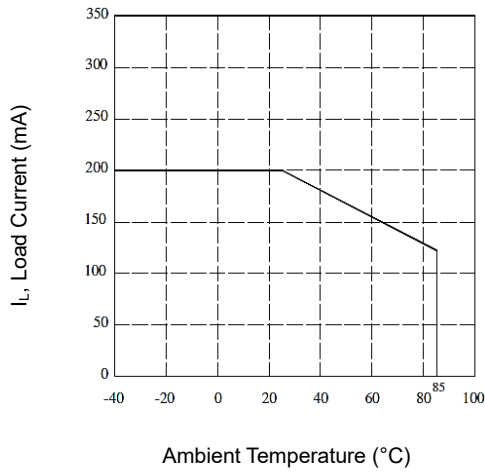
## AC/DC 40V 0.2A SOP-8

SSR2A1GA20CS8

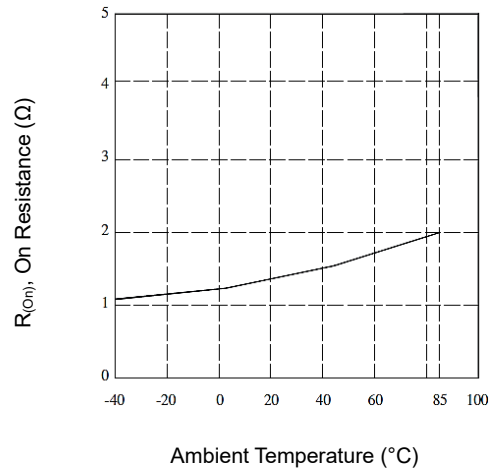
MERITEK

### CHARACTERISTIC CURVES

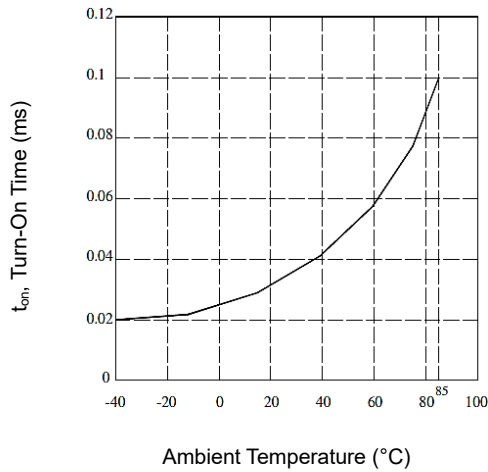
Load Current vs. Temperature



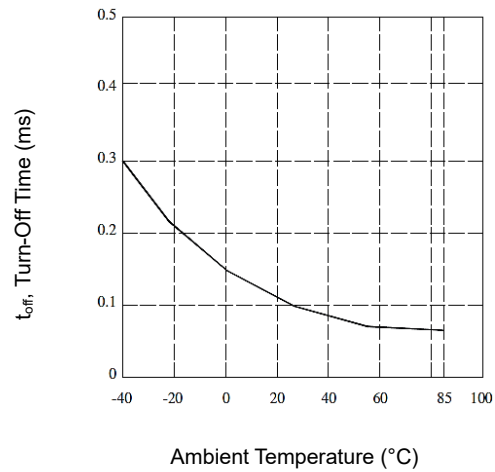
On Resistance vs. Temperature



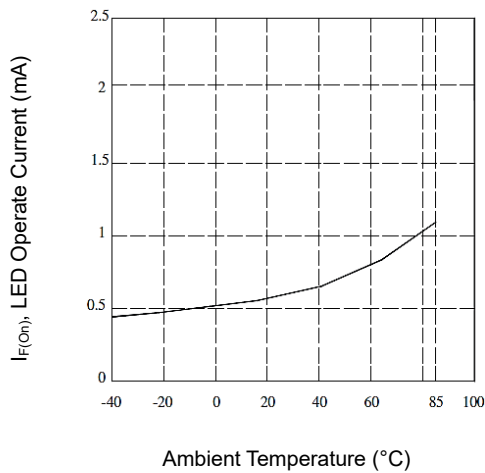
Turn-On Time vs. Temperature



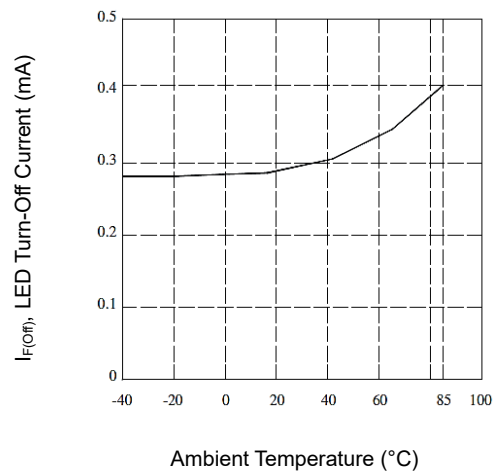
Turn-Off Time vs. Temperature



LED Operate Current vs. Temperature

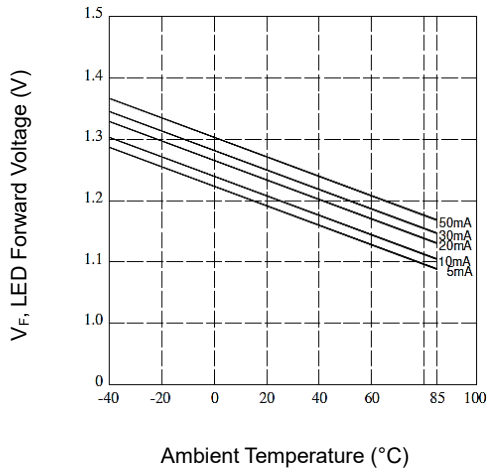


LED Turn-Off Current vs. Temperature

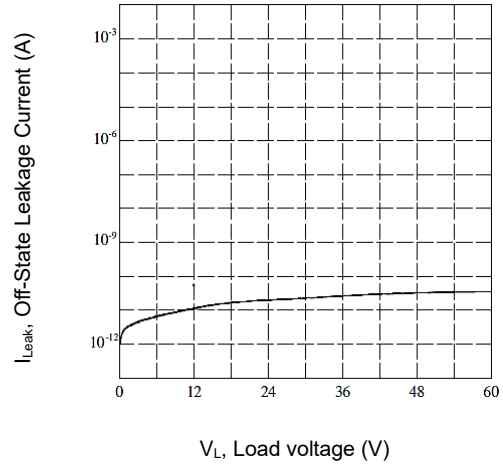


**CHARACTERISTIC CURVES**

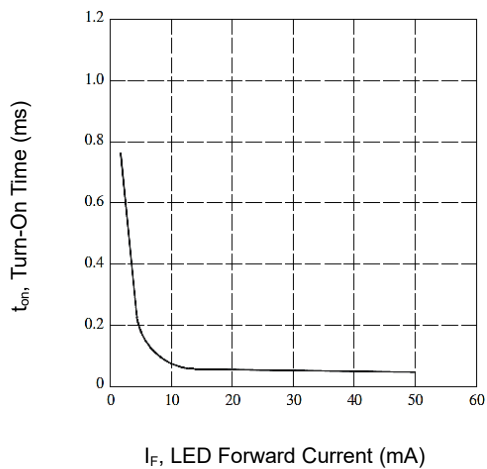
**LED Forward Voltage vs. Temperature**



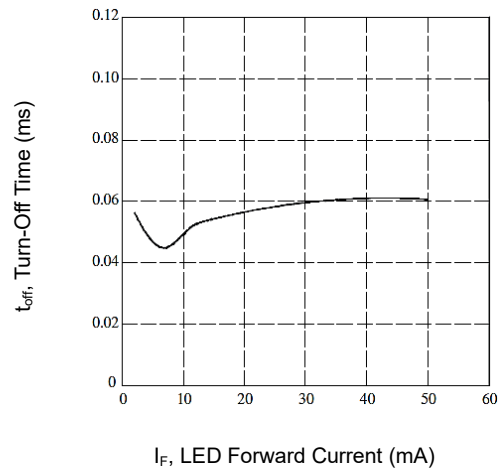
**Off-State Leakage Current vs. Load Voltage**



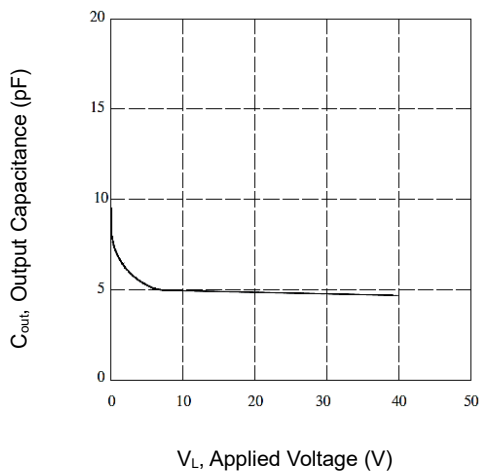
**LED Forward Current vs. Turn-On Time**



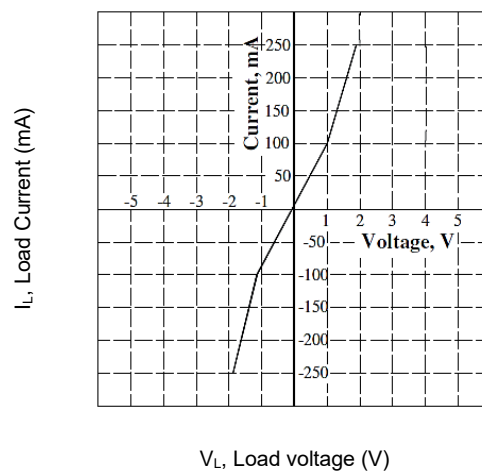
**LED Forward Current vs. Turn-Off Time**



**Applied Voltage vs. Output Capacitance**



**V-I Characteristics of Output MOS**



# SSR Relay NO-1Ax2 AC/DC 40V 0.2A SOP-8

SSR2A1GA20CS8

MERITEK

## DIMENSIONS

Item	Min (mm)	Max (mm)
A1	--	0.10
A2	1.80	2.20
b	0.30	0.50
D	9.20	9.60
E	6.40	7.20
E1	4.20	4.60
e	2.54	
e1	5.08	
L	0.46	0.86
X	0.80	
X1	7.62	
Y	1.20	
Y1	7.20	

Note:  
1,3.LED Anode; 2,4.LED Cathode; 5,6. Drain (MOSFET); 7,8. Drain (MOSFET)

