

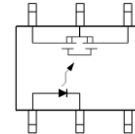
SSR Relay NO-1A AC/DC 400V 0.13A SMD-6

SSR1A2GA136S

MERITEK

FEATURE

- Normally Open (1-Form-A) Solid State Relay
- AC/DC Output Load Compatible
- Isolation Voltage: 3750/5000 Vrms
- Application: Telecommunications, Measuring and Testing Equipment, Industrial Control, Security Systems
- In Accordance with Safety Class UL 1577 Standard



MAXIMUM RATINGS

Parameter		Symbol	Value	Unit
Input Continuous LED Current		I_F	50	mA
Input Peak LED Current	$f=100\text{Hz, duty}=1\%$	I_{FP}	1	A
Input LED Reverse Voltage		V_R	5	V
Input Power Dissipation		P_{In}	75	mW
Output Load Voltage	AC peak or DC	V_L	400	V
Output Load Current		I_L	0.13	A
Output Peak Load Current	100ms (1 pulse)	I_{Peak}	0.6	A
Output Power Dissipation		P_{out}	300	mW
Total Power Dissipation		P_T	350	mW
Isolation Voltage	AC for 60sec, RH60%	V_{ISO}	3750	V_{RMS}
Isolation Voltage (Suffix V)			5000	V_{RMS}
Operating Temperature Range		T_{Opr}	-40~+85	°C
Storage Temperature Range		T_{Stg}	-40~+100	°C
Soldering Temperature	For 10 sec	T_{SOL}	260	°C

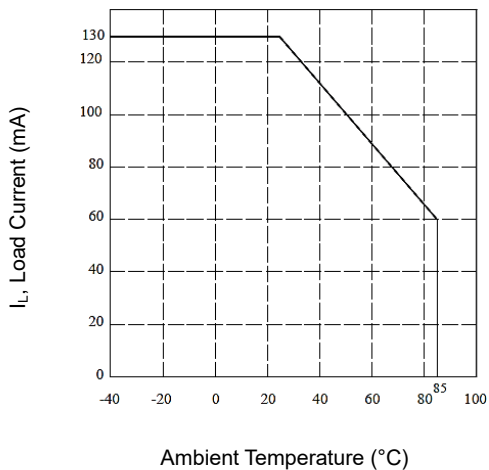
ELECTRICAL CHARACTERISTICS

Input Characteristics	Conditions	Symbol	Min	Typ.	Max	Unit
LED Forward Voltage	$I_F=10\text{mA}$	V_F	--	1.2	1.5	V
Operation LED Current	--	$I_{F(On)}$	--	0.5	5.0	mA
Recovery LED Current	--	$I_{F(Off)}$	--	0.35	0.5	mA
Recovery LED Voltage	--	$V_{F(Off)}$	0.7	--	--	V
Output Characteristics	Conditions	Symbol	Min	Typ.	Max	Unit
On-Resistance	$I_F=10\text{mA, } I_L=100\text{mA}$, Time to flow is within 1 sec	$R_{(On)}$	--	20	30	Ω
Off-State Leakage Current	$V_L=\text{Rating}$	I_{Leak}	--	--	1	μA
Output Capacitance	$V_L=0\text{V, } f=1\text{MHz}$	C_{Out}	--	45	--	pF
Transmission Characteristics	Conditions	Symbol	Min	Typ.	Max	Unit
Turn-On Time	$I_F=10\text{mA, } I_L=100\text{mA}$	t_{on}	--	0.5	1.0	ms
Turn-Off Time		t_{off}	--	0.03	0.5	ms
Coupled Characteristics	Conditions	Symbol	Min	Typ.	Max	Unit
I/O Isolation Resistance	$V_{IO}=500\text{V}_{DC}$	R_{IO}	10^{10}	--	--	Ω
I/O Capacitance	$f=1\text{MHz}$	C_{IO}	--	0.8	1.5	pF

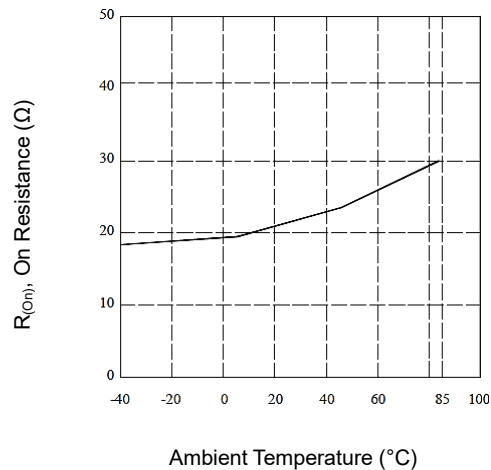
Note: $T_A=25^\circ\text{C}$ unless otherwise noted.

CHARACTERISTIC CURVES

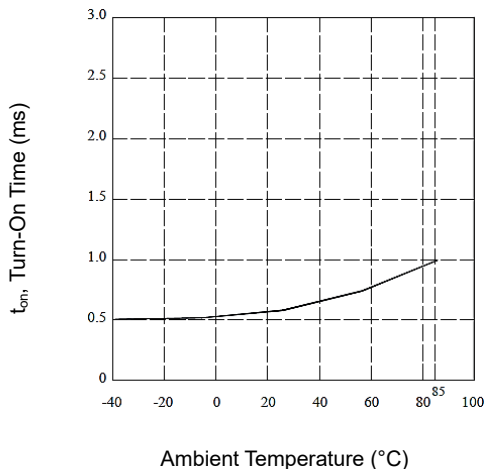
Load Current vs. Temperature



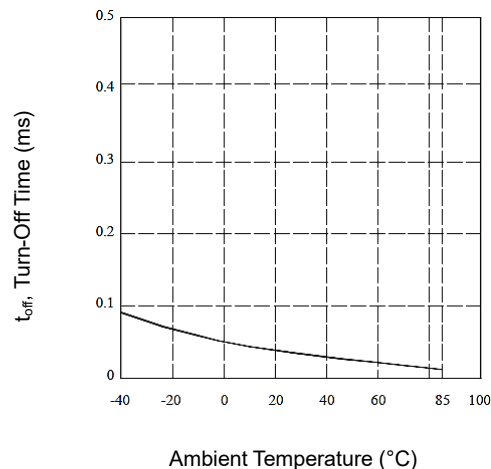
On Resistance vs. Temperature



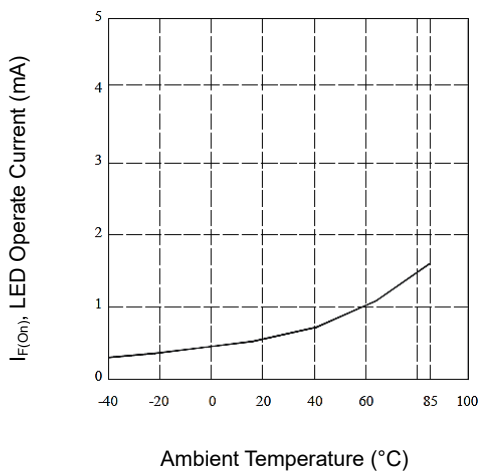
Turn-On Time vs. Temperature



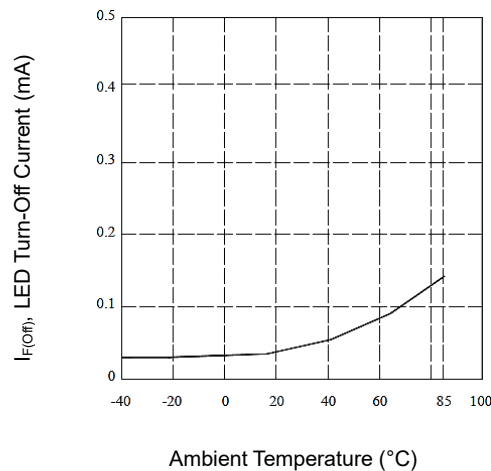
Turn-Off Time vs. Temperature



LED Operate Current vs. Temperature

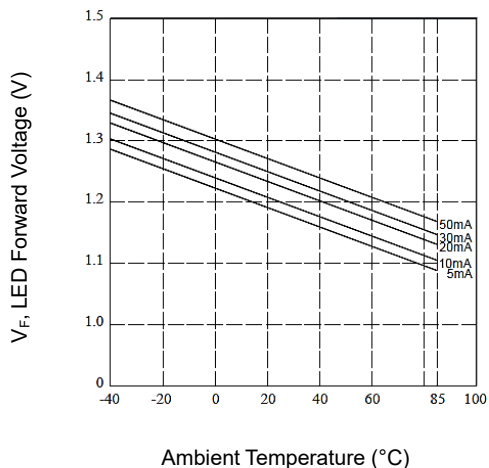


LED Turn-Off Current vs. Temperature

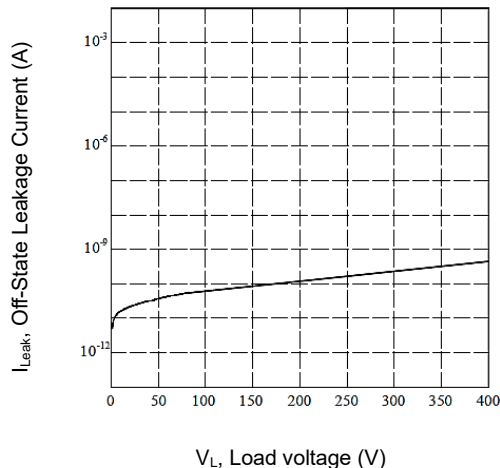


CHARACTERISTIC CURVES

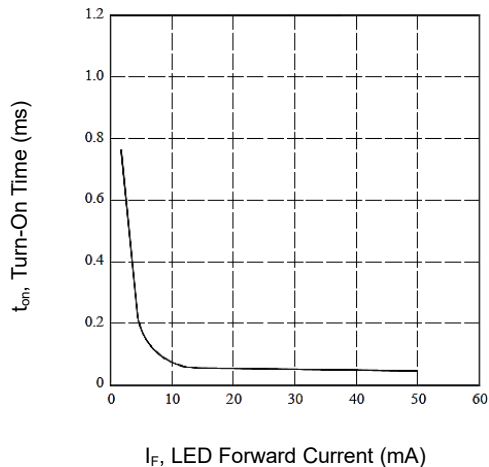
LED Forward Voltage vs. Temperature



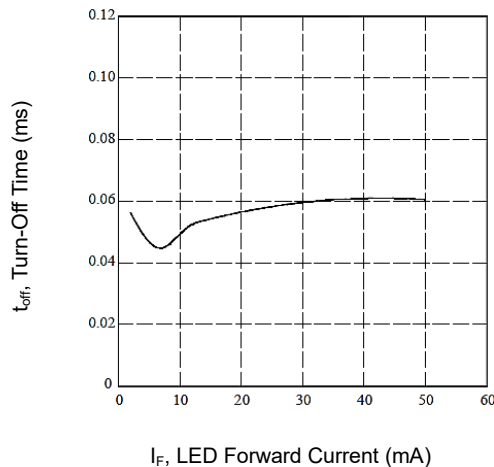
Off-State Leakage Current vs. Load Voltage



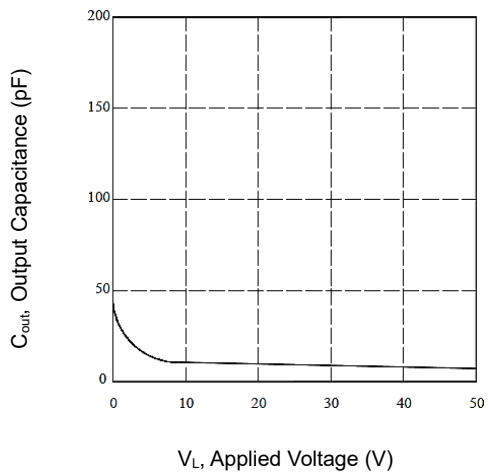
LED Forward Current vs. Turn-On Time



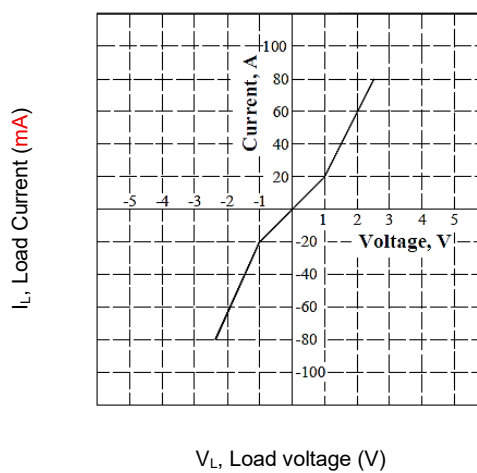
LED Forward Current vs. Turn-Off Time



Applied Voltage vs. Output Capacitance



V-I Characteristics of Output MOS



SSR Relay NO-1A

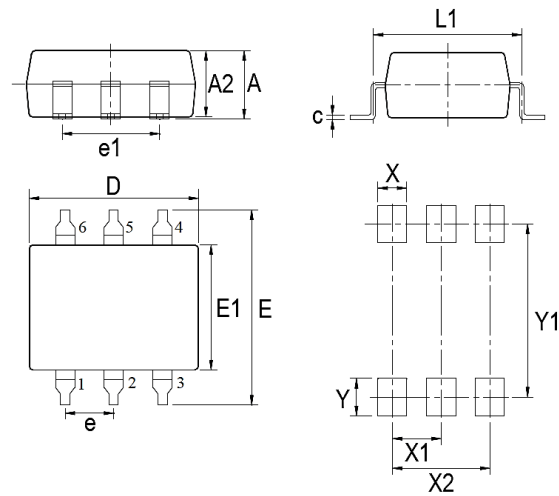
AC/DC 400V 0.13A SMD-6

SSR1A2GA136S

MERITEK

DIMENSIONS

Item	Min (mm)	Max (mm)
A	3.30	3.70
A2	3.20	3.60
c	0.25	
D	8.60	9.00
E	9.80	10.20
E1	6.20	6.60
e	2.54	
e1	5.08	
L1	7.42	7.82
X	1.50	
X1	2.54	
X2	5.08	
Y	1.90	
Y1	8.60	8.80



Note:

1.LED Anode; 2.LED Cathode; 4.Drain (MOSFET); 5.Source (MOSFET); 6.Drain (MOSFET)