

# SSR Relay NO-1A

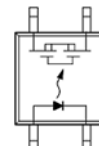

## AC/DC 40V 2.5A DIP-4

SSR1A1G2A5D4

MERITEK

### FEATURE

- Normally Open (1-Form-A) Solid State Relay
- AC/DC Output Load Compatible
- Isolation Voltage: 3750/5000 Vrms
- Application: Telecommunications, Measuring and Testing Equipment, Industrial Control, Security Systems
- In Accordance with Safety Class UL 1577 Standard



### MAXIMUM RATINGS

Parameter		Symbol	Value	Unit
Input Continuous LED Current		$I_F$	50	mA
Input Peak LED Current	f=100Hz, duty=1%	$I_{FP}$	1	A
Input LED Reverse Voltage		$V_R$	5	V
Input Power Dissipation		$P_{In}$	75	mW
Output Load Voltage	AC peak or DC	$V_L$	40	V
Output Load Current		$I_L$	2.5	A
Output Peak Load Current	100ms (1 pulse)	$I_{Peak}$	5.0	A
Output Power Dissipation		$P_{out}$	450	mW
Total Power Dissipation		$P_T$	500	mW
Isolation Voltage	AC for 60sec, RH60%	$V_{ISO}$	3750	$V_{RMS}$
Isolation Voltage (Suffix V)			5000	$V_{RMS}$
Operating Temperature Range		$T_{Opr}$	-40~+85	°C
Storage Temperature Range		$T_{Stg}$	-40~+100	°C
Soldering Temperature	For 10 sec	$T_{SOL}$	260	°C

### ELECTRICAL CHARACTERISTICS

Input Characteristics	Conditions	Symbol	Min	Typ.	Max	Unit
LED Forward Voltage	$I_F=10mA$	$V_F$	--	1.2	1.5	V
Operation LED Current	--	$I_{F(On)}$	--	0.5	5.0	mA
Recovery LED Current	--	$I_{F(Off)}$	--	0.35	0.5	mA
Recovery LED Voltage	--	$V_{F(Off)}$	0.5	--	--	V
Output Characteristics	Conditions	Symbol	Min	Typ.	Max	Unit
On-Resistance	$I_F=10mA, I_L=100mA$ , Time to flow is within 1 sec	$R_{(On)}$	--	0.06	0.1	$\Omega$
Off-State Leakage Current	$V_L=Rating$	$I_{Leak}$	--	--	1	$\mu A$
Output Capacitance	$V_L=0V, f=1MHz$	$C_{Out}$	--	100	--	pF
Transmission Characteristics	Conditions	Symbol	Min	Typ.	Max	Unit
Turn-On Time	$I_F=10mA, I_L=100mA$	$t_{on}$	--	0.8	1.5	ms
Turn-Off Time		$t_{off}$	--	0.02	0.5	ms
Coupled Characteristics	Conditions	Symbol	Min	Typ.	Max	Unit
I/O Isolation Resistance	$V_{IO}=500V_{DC}$	$R_{IO}$	$10^{10}$	--	--	$\Omega$
I/O Capacitance	f=1MHz	$C_{IO}$	--	0.8	1.5	pF

Note:  $T_A=25^\circ C$  unless otherwise noted.

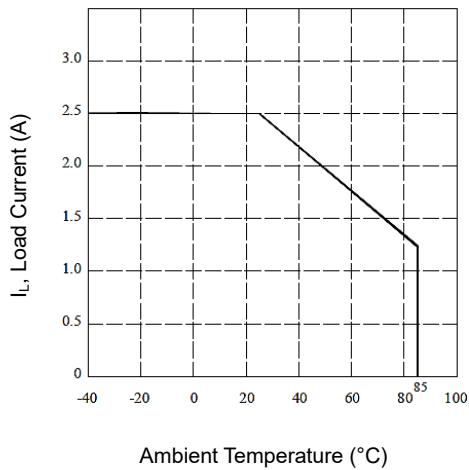
# SSR Relay NO-1A

## AC/DC 40V 2.5A DIP-4

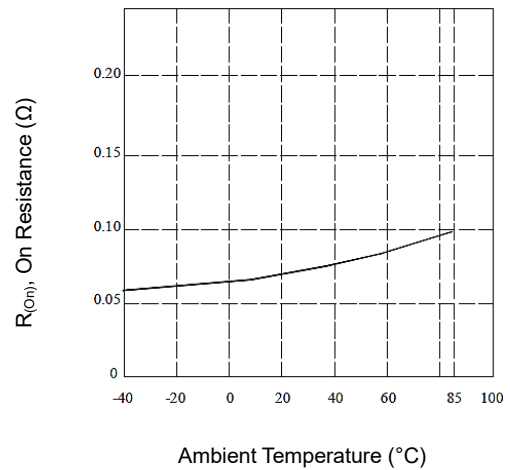
SSR1A1G2A5D4	<b>MERITEK</b>
--------------	----------------

### CHARACTERISTIC CURVES

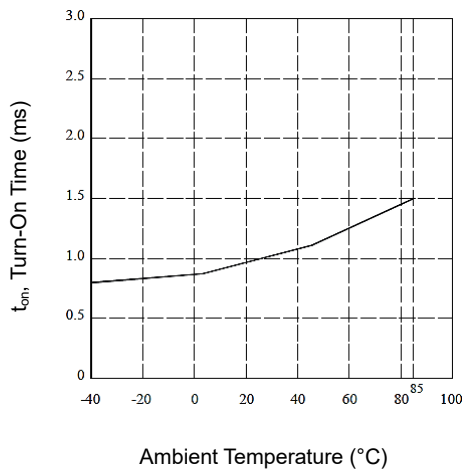
**Load Current vs. Temperature**



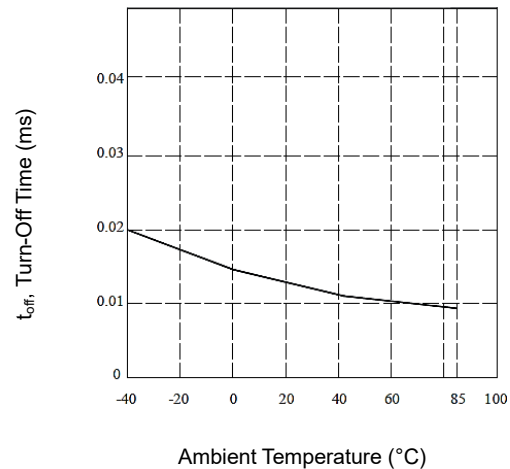
**On Resistance vs. Temperature**



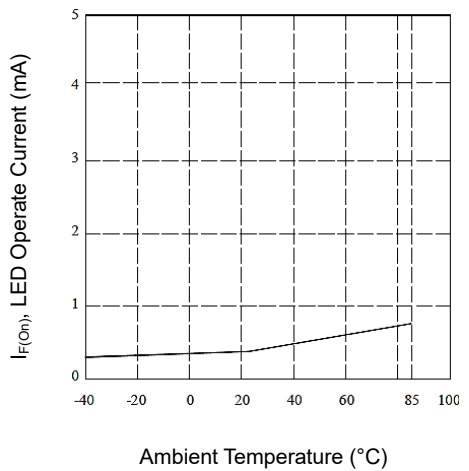
**Turn-On Time vs. Temperature**



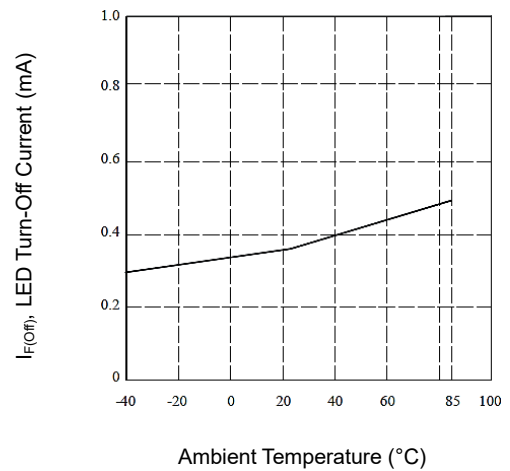
**Turn-Off Time vs. Temperature**



**LED Operate Current vs. Temperature**

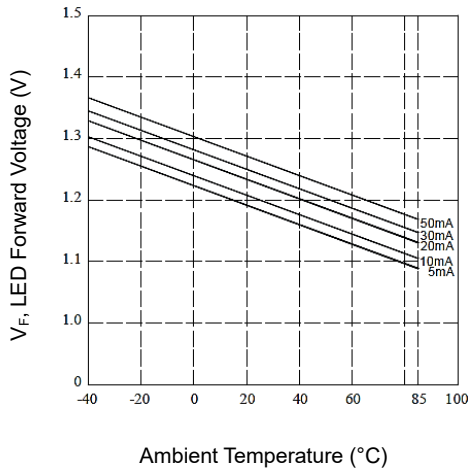


**LED Turn-Off Current vs. Temperature**

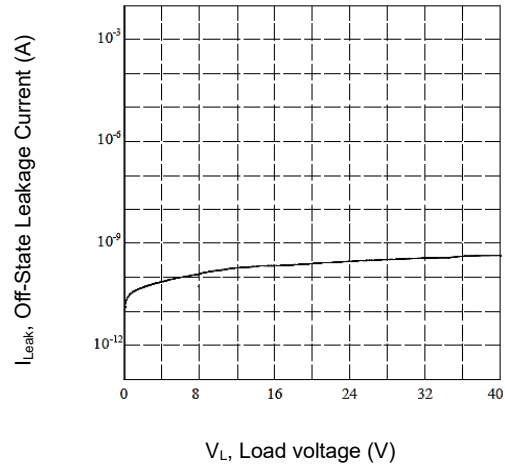


**CHARACTERISTIC CURVES**

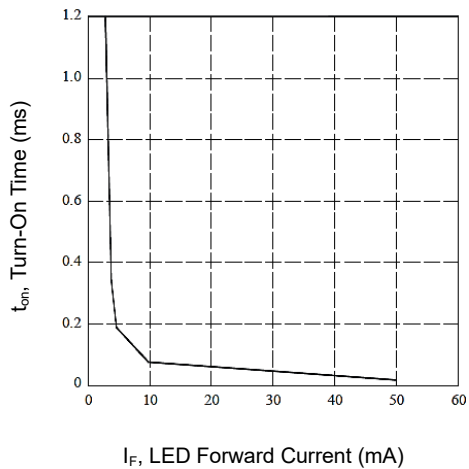
**LED Forward Voltage vs. Temperature**



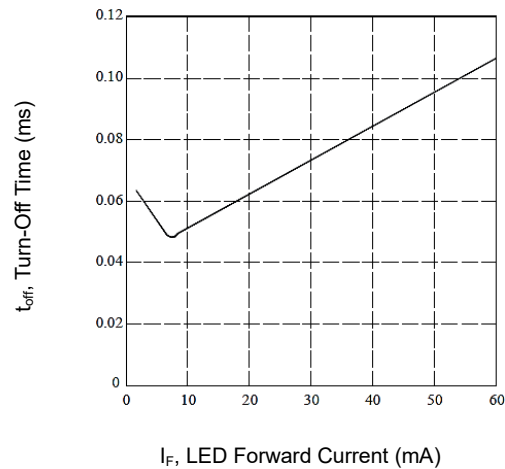
**Off-State Leakage Current vs. Load Voltage**



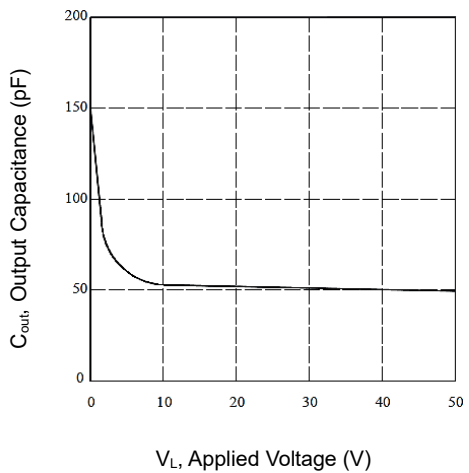
**LED Forward Current vs. Turn-On Time**



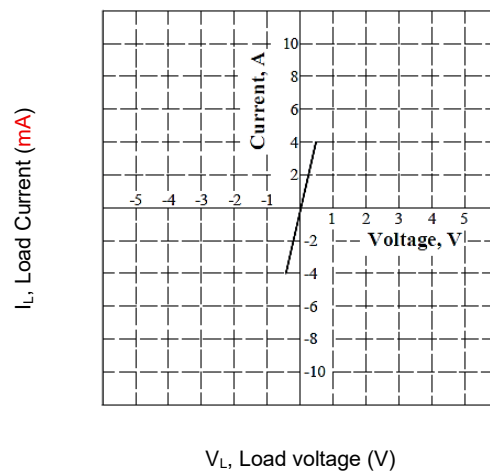
**LED Forward Current vs. Turn-Off Time**



**Applied Voltage vs. Output Capacitance**



**V-I Characteristics of Output MOS**



# SSR Relay NO-1A

## AC/DC 40V 2.5A DIP-4

SSR1A1G2A5D4	<b>MERITEK</b>
--------------	----------------

### DIMENSIONS

Item	Min (mm)	Max (mm)
A	6.70	7.10
A1	3.20	3.60
A2	3.70	4.10
b	0.27	0.67
c	0.25	
D	4.50	4.90
E	6.20	6.60
E1	7.42	7.82
e	2.54	
X	2.54	
Y	7.62	

Note:  
1.LED Anode; 2.LED Cathode; 3,4.Drain (MOSFET)

