

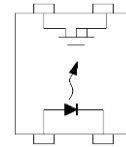
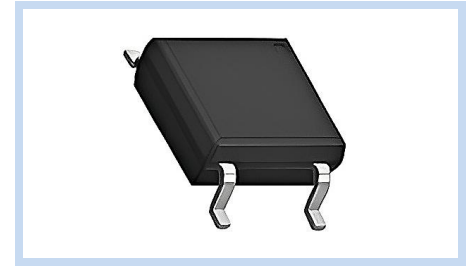
SSR Relay NO-1A DC 20V 5A SOP-4

SSR1A1D5A0DS4

MERITEK

FEATURE

- Normally Open (1-Form-A) Solid State Relay
- DC Output Load Compatible
- Isolation Voltage: 1500 Vrms
- Application: Telecommunications, Measuring and Testing Equipment, Industrial Control, Security Systems
- In Accordance with Safety Class UL 1577 Standard



MAXIMUM RATINGS

Parameter	Symbol	Value	Unit
Input Continuous LED Current	I_F	50	mA
Input Peak LED Current	I_{FP}	1	A
Input LED Reverse Voltage	V_R	5	V
Input Power Dissipation	P_{In}	75	mW
Output Load Voltage	V_L	20	V
Output Load Current	I_L	5	A
Output Peak Load Current	I_{Peak}	6.5	A
Output Power Dissipation	P_{Out}	400	mW
Total Power Dissipation	P_T	450	mW
Isolation Voltage	V_{ISO}	1500	V_{RMS}
Operating Temperature Range	T_{Opr}	-40~+85	°C
Storage Temperature Range	T_{Stg}	-40~+100	°C
Soldering Temperature	T_{SOL}	260	°C

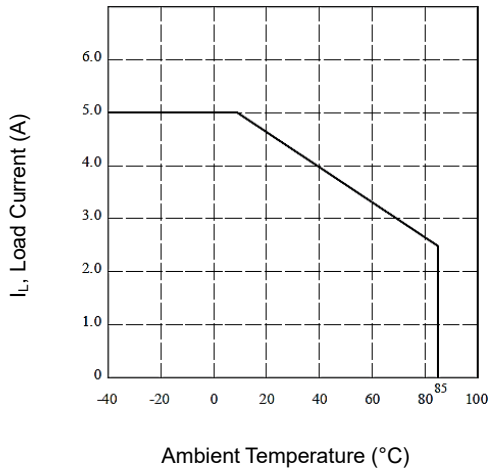
ELECTRICAL CHARACTERISTICS

Input Characteristics	Conditions	Symbol	Min	Typ.	Max	Unit
LED Forward Voltage	$I_F=10mA$	V_F	--	1.2	1.4	V
Operation LED Current	--	$I_{F(on)}$	--	0.5	2.0	mA
Recovery LED Current	--	$I_{F(off)}$	--	0.35	0.5	mA
Recovery LED Voltage	--	$V_{F(off)}$	0.5	--	--	V
Output Characteristics	Conditions	Symbol	Min	Typ.	Max	Unit
On-Resistance	$I_F=5mA, I_L=100mA$, Time to flow is within 1sec	$R_{(on)}$	--	0.2	0.5	Ω
Off-State Leakage Current	$V_L=Rating$	I_{Leak}	--	--	1	μA
Output Capacitance	$V_L=0V, f=1MHz$	C_{Out}	--	500	--	pF
Coupled Characteristics	Conditions	Symbol	Min	Typ.	Max	Unit
Turn-On Time	$I_F=5mA, I_L=100mA$	t_{on}	--	0.5	1.5	ms
Turn-Off Time		t_{off}	--	0.03	0.1	
Input-Output Isolation Resistance	$V_{IO}=500V_{DC}$	R_{IO}	10^9	--	--	Ω
Input-Output Capacitance	$f=1MHz$	C_{IO}	--	0.8	1.5	pF

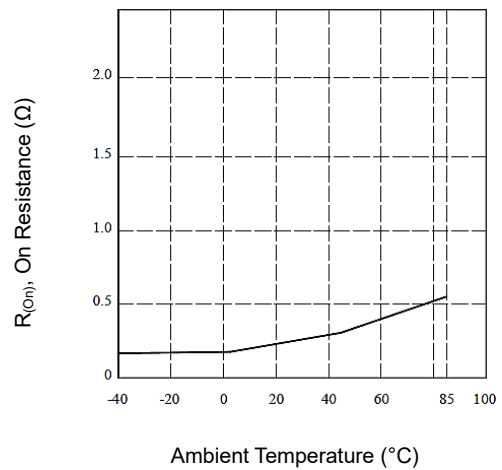
Note: $T_A=25^\circ C$ unless otherwise noted.

CHARACTERISTIC CURVES

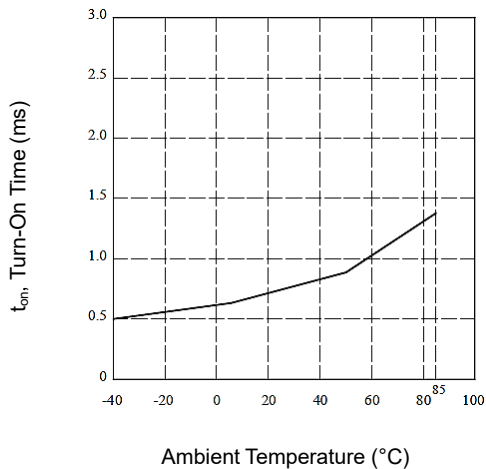
Load Current vs. Temperature



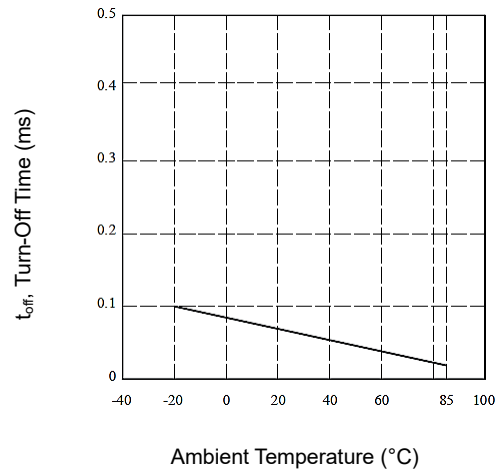
On Resistance vs. Temperature



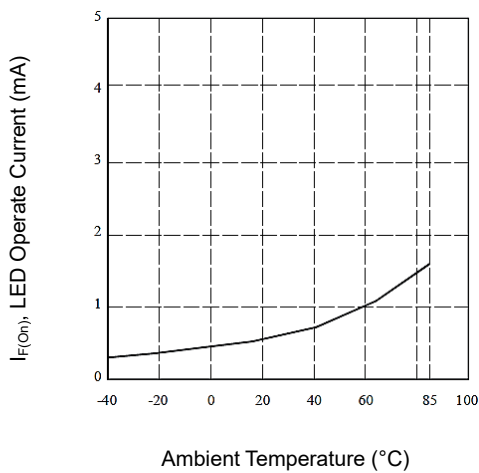
Turn-On Time vs. Temperature



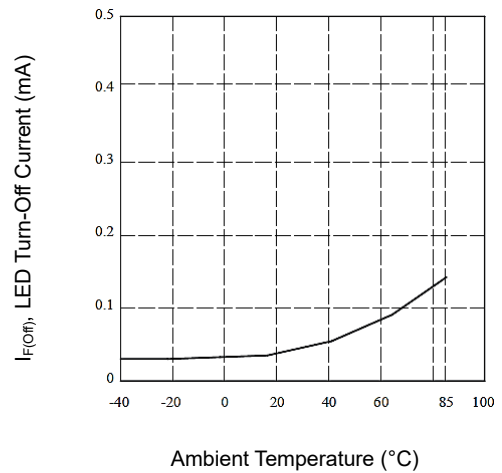
Turn-Off Time vs. Temperature



LED Operate Current vs. Temperature

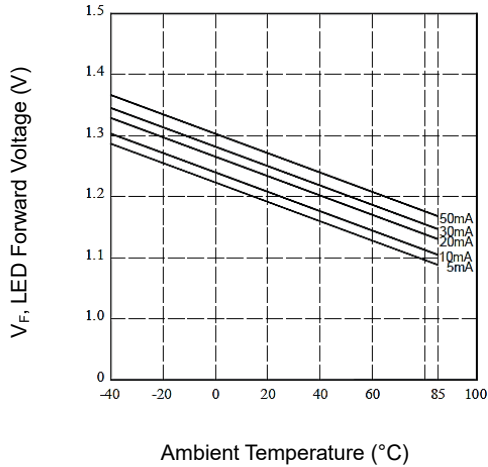


LED Turn-Off Current vs. Temperature

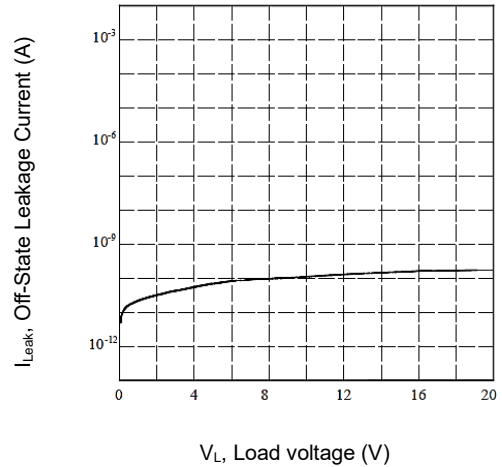


CHARACTERISTIC CURVES

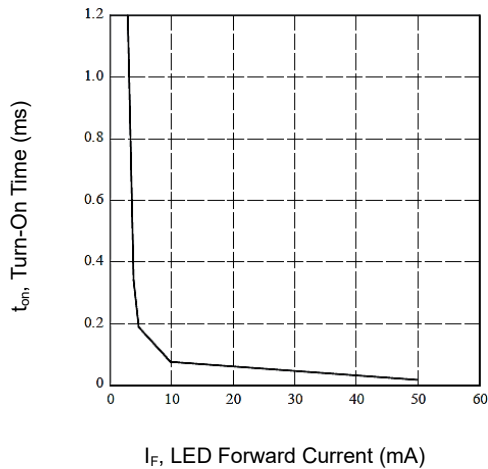
LED Forward Voltage vs. Temperature



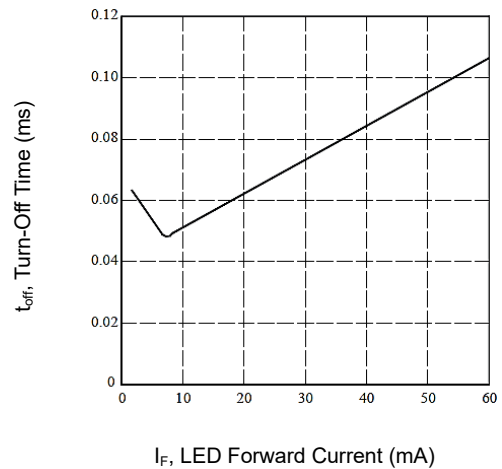
Off-State Leakage Current vs. Load Voltage



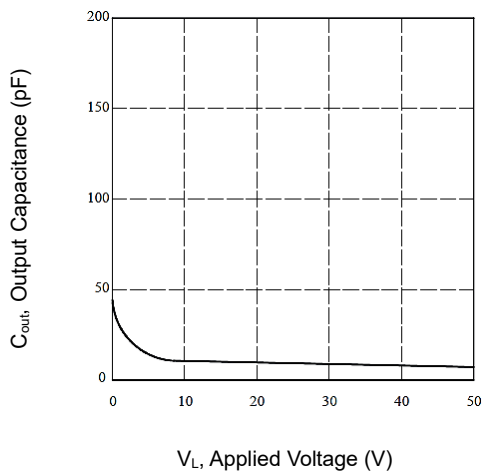
LED Forward Current vs. Turn-On Time



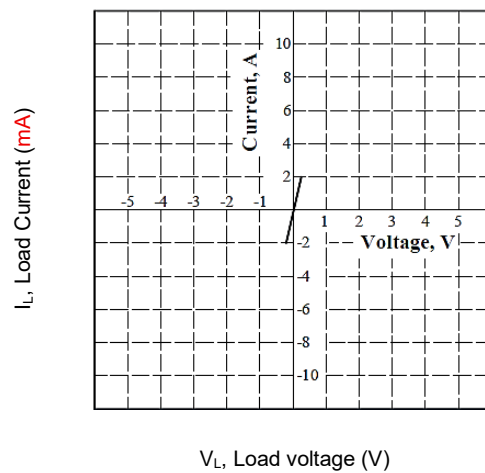
LED Forward Current vs. Turn-Off Time



Applied Voltage vs. Output Capacitance



V-I Characteristics of Output MOS



**SSR Relay NO-1A
DC 20V 5A SOP-4**

SSR1A1D5A0DS4

MERITEK

DIMENSIONS

Item	Min (mm)	Max (mm)
A1	0.00	0.20
A2	1.80	2.20
b	0.30	0.50
D	4.10	4.50
E	6.40	7.20
E1	4.20	4.60
e	2.54	
L	0.46	0.86
X	0.80	
X1	2.54	
Y	1.20	
Y1	7.20	
z	0.93	

Note:

1.LED Anode; 2.LED Cathode; 3.Source; 4.Drain

