


SMD Power Inductor High Current Molded Type

SIM10-20AE series

MERITEK

FEATURE

- High Saturation Current, Low DCR, High Efficiency
- Low Acoustic Noise and Shielded Construction Design
- High Resolution in EMC Protection
- Application: DC/DC Converters, Smart Phone, PAD, Power Supply

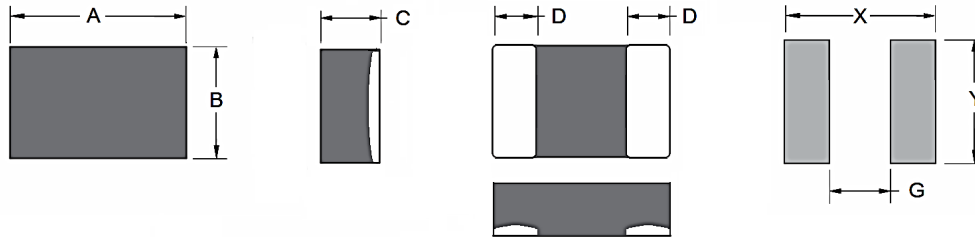


ELECTRICAL CHARACTERISTICS

Part Number	Inductance (μH)	Tolerance (%)	I _{rms} (A)		I _{sat} (A)		DCR (m Ω)	
			Typ	Max	Typ	Max	Typ	Max
SIM10R33M20AE	0.33	$\pm 20\%$	8.5	8.0	11.0	10.0	8.0	9.6
SIM10R47M20AE	0.47	$\pm 20\%$	8.0	7.5	9.0	8.0	9.3	11.2
SIM10R68M20AE	0.68	$\pm 20\%$	7.0	6.4	8.0	7.0	13.3	16.0
SIM10R10M20AE	1.00	$\pm 20\%$	6.2	5.8	7.5	6.2	18.3	22.0
SIM10R5M20AE	1.50	$\pm 20\%$	5.3	4.8	6.0	5.0	25.8	31.0

- Notes: 1. Test frequency: Ls:100KHz/1.0V.
 2. Heat Rating Current (I_{rms}) will cause the temperature rise approximately ΔT of 40°C.
 3. Saturation Current (I_{sat}) will cause L₀ to drop approximately 30%.
 4. Operating Temperature: -40 ~ +125°C (Including self-temperature rise)

DIMENSIONS



(Unit: mm)

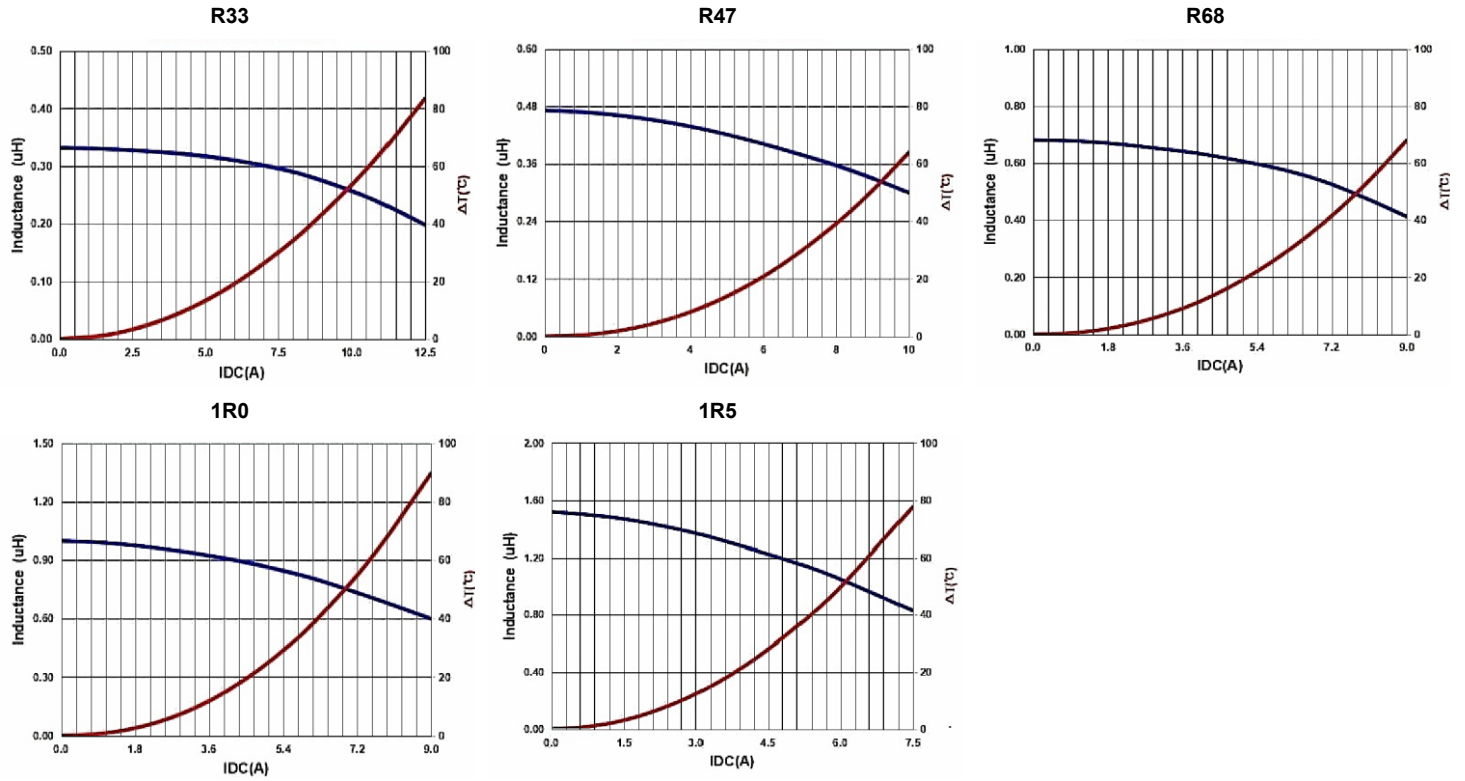
Size Code	A	B	C	D	X	G	Y
1210 (10)	3.2 \pm 0.3	2.5 \pm 0.3	1.8 \pm 0.2	1.1 \pm 0.3	3.7 Ref	0.7 Ref	2.8 Ref

PART NUMBERING SYSTEM

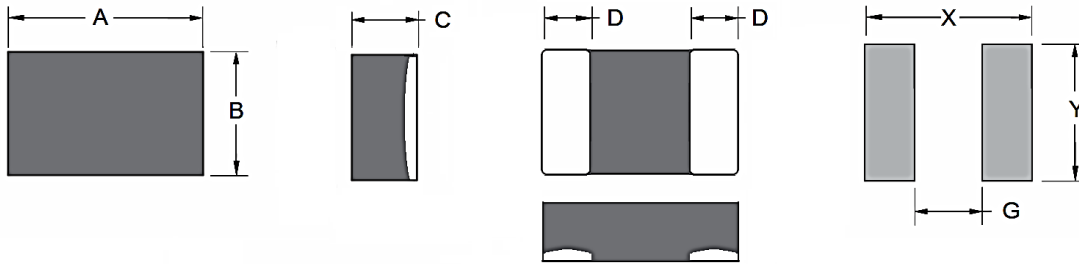
SIM **10** **R33M** **20** **AE**
 (1) (2) (3) (4) (5)

No	Item	Code	Description
(1)	Product Code	SIM	SMD Power Inductor Series, High current Molded type
(2)	Size Code	10	1210: 3.2x2.5mm (W x L)
(3)	Inductance	R33M	0.33 μH $\pm 20\%$ (M) R denotes decimal point
(4)	Thickness	20	Maximum 2.0mm 08: 0.8mm, 10: 1.0mm,
(5)	Series Code	AE	High current molded series

CHARACTERISTIC CURVES - SIM10-20AE SERIES



DIMENSIONS – SIM-AE SERIES

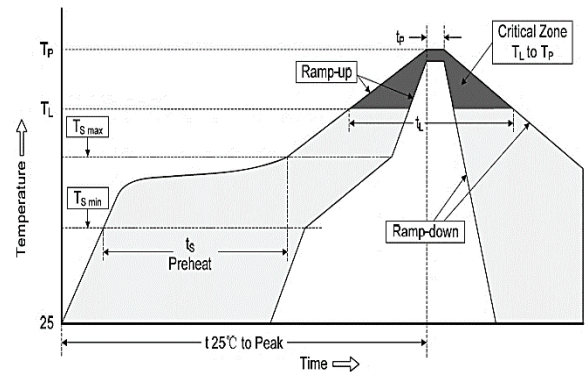


(Unit: mm)

Size Code	A	B	C	D	X	G	Y
0806 (06)	2.0±0.3	1.6±0.3	0.8±0.2	0.7±0.3	2.5 Ref	0.5 Ref	1.9 Ref
1008 (08)	2.5±0.3	2.0±0.3	0.8±0.2	0.9±0.3	2.9 Ref	0.5 Ref	2.3 Ref
1008 (08)	2.5±0.3	2.0±0.3	1.0±0.2	0.9±0.3	2.9 Ref	0.5 Ref	2.3 Ref
1210 (10)	3.2±0.3	2.5±0.3	1.0±0.2	1.1±0.3	3.7 Ref	0.7 Ref	2.8 Ref
1210 (10)	3.2±0.3	2.5±0.3	1.8±0.2	1.1±0.3	3.7 Ref	0.7 Ref	2.8 Ref

RECOMMENDED SOLDERING PROFILES

Reflow Condition		
Pre Heat	Temperature Min $T_{s(min)}$	150°C
	Temperature Max $T_{s(max)}$	200°C
	Time (min. to max.) (t_s)	60 ~120 seconds
Ramp up rate (T_L to T_P)		3°C/second max
$T_{s(max)}$ to T_L (Ramp-up rate)		3°C/second max
Reflow	Temperature (T_L)	217°C
	Time (min. to max.) (t_L)	60 ~150 seconds
Peak Temperature (T_P)		See table below
t_p within 5°C of Peak Temperature (T_P)		30 seconds max
Ramp-down Rate		6°C/second max
Time 25°C to Peak Temperature		8 minutes max



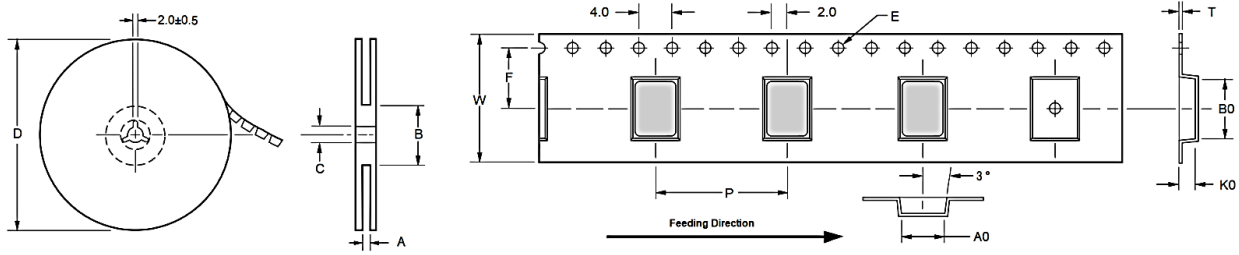
Volume	Peak Temperature (T_P)		
	< 350mm ³	350-2000mm ³	> 2000mm ³
Thickness < 1.6mm	260°C	260°C	260°C
Thickness 1.6-2.5mm	260°C	250°C	245°C
Thickness ≥ 2.5mm	250°C	245°C	245°C

SMD Power Inductor High Current Molded Type

SIM10-20AE series

MERITEK

PACKAGING DIMENSION



(Unit: mm)

Size Code	Reel Dimension				Tape Dimensions								Qty
	A ±1.0	B ±0.5	C ±0.5	D	W ±0.1	F ±0.01	P ±0.1	E ±0.1	A0 ±0.10	B0 ±0.1	K0 ±0.10	T ±0.05	7" Reel
0806	8.4	50	13.0	178.0	8.00	3.5	4.0	1.50	2.00	2.50	1.20	0.23	2000
1008	8.4	50	13.0	178.0	8.00	3.5	4.0	1.50	2.45	2.90	1.35	0.24	2000
1008	8.4	50	13.0	178.0	8.00	3.5	4.0	1.50	2.45	2.90	1.35	0.24	2000
1210	8.4	50	13.0	178.0	8.00	3.5	4.0	1.50	2.90	3.60	1.40	0.22	2000
1210	8.4	50	13.0	178.0	8.00	3.5	4.0	1.50	2.90	3.60	2.20	0.22	2000

*Specifications subject to change without notice