

Ceramic SMD Crystal Unit


6.0 x 3.5mm MHZ Crystal

MXC Series

MERITEK

FEATURE

- Surface Mount Low Profile
- Glass Sealed Ceramic Package
- Excellent Heat Resistance
- High Precision and High Frequency Stability
- Applications: Data Application, Computer Machines, Printers, CPU, Memory, Test Equipment



ELECTRICAL CHARACTERISTICS

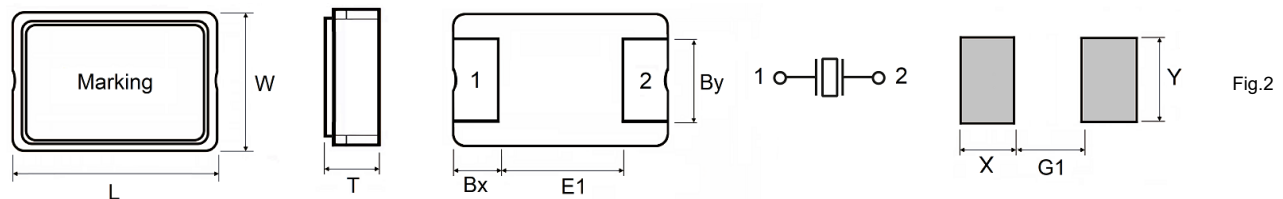
Item	Min	Typ	Max	Units
Nominal Frequency Range	7.3728	-	80.0000	MHz
Operation Mode	Fundamental AT			--
Frequency Tolerance	±10	±30	±50	ppm
Frequency Stability Range	±30	-	±50	
Operating Temperature Range	-40	-	+85	°C
Storage Temperature Range	-55	-	+125	
Load Capacitance, CL	6	-	30	pF
Shunt Capacitance, C0	-	-	7	
Equivalent Series Resistance	40	-	120	Ω
Drive Level	-	50	100	μW
Insulation Resistance	500	-	-	MΩ
Frequency Aging	-5	-	5	ppm
Moisture Sensitivity Level, MSL	Level 1 (J-STD-033)			--

Note: see the parts number system for other options

STANDARD ESR

Frequency (MHz)	Operation Mode	ESR Max (Ω)	Frequency (MHz)	Operation Mode	ESR Max (Ω)
7.3728 ~ 10.0	Fundamental AT	120	20.1 ~ 30.0	Fundamental AT	60
10.1 ~ 12.0	Fundamental AT	100	30.1 ~ 35.0	Fundamental AT	50
12.1 ~ 16.0	Fundamental AT	80	35.1 ~ 80.0	Fundamental AT	40
16.1 ~ 20.0	Fundamental AT	70	-	-	-

DIMENSIONS



Unit: mm

Size	L	W	T	Bx	By	E1	X	Y	G1	Fig
6035	6.0 ±0.2	3.5 ±0.2	1.00 ±0.10	1.50	2.00	3.00	1.70	2.20	3.60	2

Ceramic SMD Crystal Unit

6.0 x 3.5mm MHZ Crystal

MXC Series

MERITEK

PART NUMBERING SYSTEM

MXC (1) F (2) H (3) J (4) C (5) 25M0 (6)

No.	Item	Code	Description	
(1)	Meritek Series	MXC	Ceramic SMD Crystal 6.0 x 3.5mm, 2 Pads	
(2)	Load Capacitance	F	F: 20pF	6~30pF, See option table
(3)	Frequency Tolerance	H	H: ±30ppm	±10~±100ppm, See option table
(4)	Frequency Stability	J	J: ±50ppm	±10~±100ppm, See option table
(5)	Operating Temperature	C	C: -20~+70°C	See option table
(6)	Frequency	25M0	25M0: 25.00MHz	7M3728~80M0, (M: denotes decimal point)

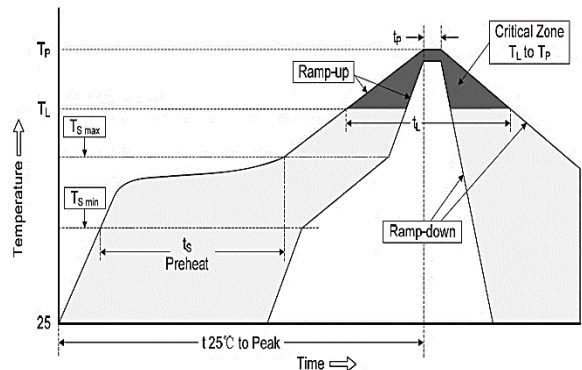
PRODUCTS OPTION CODE

Load Capacitance	(pF)	3	4	5	6	7	8	9	10	12	15	16	18	20	22	25	30	32	*
Code	Code	3	4	5	6	7	8	9	A	B	C	D	E	F	K	G	H	L	Z
Frequency Tolerance	(ppm)	±10		±15		±20		±25		±30		±50		±100		*			
Code	Code	A		C		F		G		H		J		K		Z			
Frequency Stability	(ppm)	±10		±15		±20		±25		±30		±50		±100		*			
Code	Code	A		C		F		G		H		J		K		Z			
Operating Temperature	(°C)	-40~70		-40~85		-40~105		-40~125		-40~150		-10~60		0~70		*			
Code	Code	4		3/I		2/R		1/Y		0		A		B		Z			
Operating Temperature	(°C)	-55~70		-55~85		-55~105		-55~125		-55~150		-20~70		-30~85		*			
Code	Code	9		8		7		6		5		C		K		Z			

Note: * Z: None Standard, Custom options available. Contact Meritek for more information

RECOMMENDED SOLDERING PROFILES

Reflow Condition		
Pre Heat	Temp. Min $T_{s(min)}$	125°C
	Temp. Max $T_{s(max)}$	200°C
	Time (min. to max.) (t_s)	60~180 seconds
Ramp up rate (T_L to T_P)		3°C/second max.
$T_{s(max)}$ to T_L (Ramp-up rate)		3°C/second max.
Reflow	Temp. (T_L)	217°C
	Time (min. to max.) (t_L)	60~150 seconds
Peak Temperature (T_P)		260°C
t_p within 5°C of Peak Temperature (t_p)		20~40 seconds
Ramp-down Rate		6°C/second max.
Reflow Times		3 times max



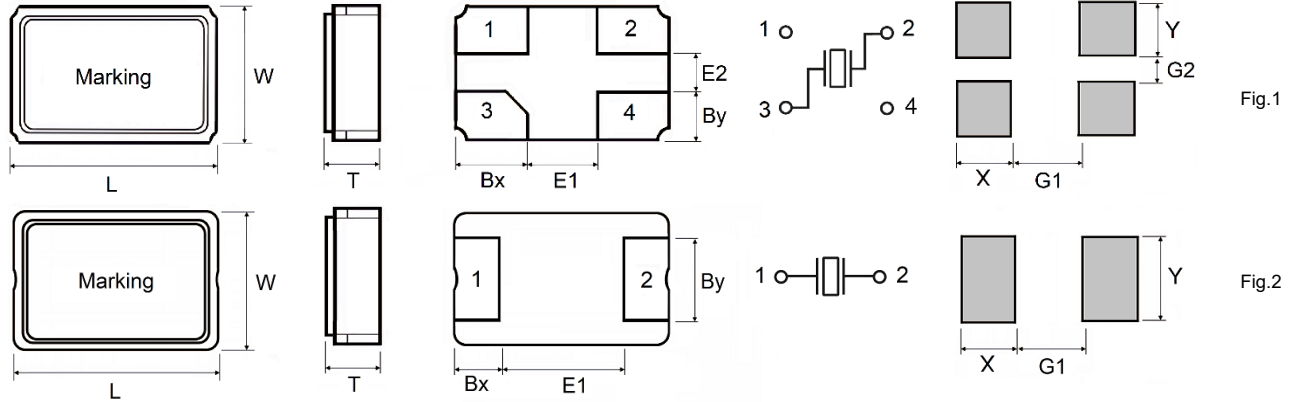
Ceramic SMD Crystal Unit

6.0 x 3.5mm MHZ Crystal

MXC Series

MERITEK

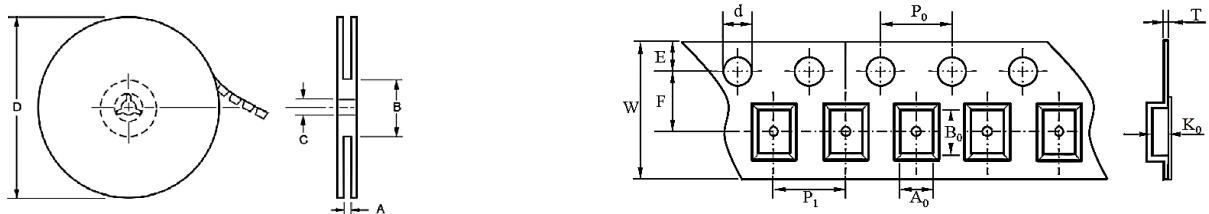
DIMENSIONS – MXx Series



Unit: mm

Series	Size	Pad	L	W	T max	Bx	By	E1	E2	X	Y	G1	G2	Fig
MX1	1612	4	1.6 ±0.1	1.2 ±0.1	0.37	0.55	0.45	0.50	0.30	0.65	0.55	0.40	0.30	1
MXA	2016	4	2.0 ±0.1	1.6 ±0.1	0.50	0.55	0.45	0.70	0.50	0.85	0.75	0.50	0.30	1
MX2	2520	4	2.5 ±0.1	2.0 ±0.1	0.55	0.80	0.70	0.90	0.60	1.20	1.00	0.50	0.30	1
MX3	3225	4	3.2 ±0.1	2.5 ±0.1	0.75	1.00	0.90	1.20	0.70	1.40	1.20	0.80	0.40	1
MX5	5032	4	5.0 ±0.2	3.2 ±0.2	0.90	1.30	0.90	2.40	1.40	1.60	1.35	1.90	0.70	1
MX6	6035	4	6.0 ±0.2	3.5 ±0.2	1.10	1.50	1.00	3.00	1.50	1.95	1.40	2.40	1.10	1
MX7	7050	4	7.0 ±0.2	5.0 ±0.2	1.10	1.20	1.00	4.60	1.54	2.20	1.40	4.00	1.10	1
MXB	5032	2	5.0 ±0.2	3.2 ±0.2	1.20	1.30	2.00	2.40	-	1.80	2.40	2.00	-	2
MXC	6035	2	6.0 ±0.2	3.5 ±0.2	1.10	1.50	2.00	3.00	-	1.70	2.20	3.60	-	2
MX8	8045	2	8.0 ±0.2	4.5 ±0.2	1.60	1.50	2.00	5.00	-	2.50	2.8	4.00	-	2

PACKAGING SPECIFICATION



Series	Size	Reel Dimension (mm)						Tape Dimensions (mm)									
		A	B	C	D	Dia	Pcs/Reel	A0	B0	d	E	F	K0	P0	P1	T	W
MX1	1612	9.5	60	13.5	180	178	3000	1.4	1.8	1.50	1.75	3.5	0.6	4.0	4.0	0.2	8.0
MXA	2016	9.5	60	13.5	180	178	3000	1.8	2.2	1.50	1.75	3.5	1.3	4.0	4.0	0.3	8.0
MX2	2520	9.5	60	13.5	180	178	3000	2.25	2.75	1.50	1.75	3.5	1.0	4.0	4.0	0.2	8.0
MX3	3225	9.5	60	13.5	180	178	3000	2.7	3.4	1.50	1.75	3.5	1.3	4.0	4.0	0.3	8.0
MX5	5032	13.5	80	13.5	180	178	1000	3.6	5.4	1.50	1.75	5.5	1.3	4.0	8.0	0.3	12.0
MX6	6035	13.5	80	13.5	180	178	1000	3.9	6.4	1.50	1.75	5.5	1.4	4.0	8.0	0.3	12.0
MX7	7050	17.5	80	13.5	180	178	1000	5.4	7.5	1.50	1.75	7.5	1.6	4.0	8.0	0.3	16.0
MXB	5032	17.5	80	13.5	180	178	3000	3.4	5.4	1.50	1.75	7.5	1.3	4.0	8.0	0.3	16.0
MXC	6035	17.5	80	13.5	180	178	1000	4.0	6.4	1.50	1.75	7.5	1.3	4.0	8.0	0.3	16.0
MX8	8045	17.5	80	13.5	180	178	1000	5.4	8.5	1.50	1.75	7.5	1.6	4.0	8.0	0.3	16.0

Note: Specifications subject to change without notice.