

Ceramic SMD Crystal Unit

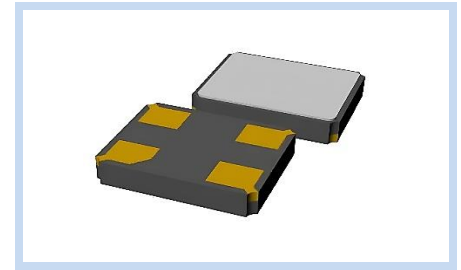
1.6 x 1.2mm MHZ Crystal

MX1 Series

MERITEK

FEATURE

- Seam Sealed Ceramic Package
- Excellent Heat Resistance
- High Precision and High Frequency Stability
- Applications: Data Application, Computer Machines, Printers, CPU, Memory, Test Equipment



ELECTRICAL CHARACTERISTICS

Item	Min	Typ	Max	Units
Nominal Frequency Range	24.000	-	60.000	MHz
Operation Mode	Fundamental AT			--
Frequency Tolerance at 25°C ± 3°C	±10	±30	±50	ppm
Frequency Stability Range	±30	-	±50	
Operating Temperature Range	-40	-	+85	°C
Storage Temperature Range	-55	-	+125	
Load Capacitance, CL	6	-	30	pF
Shunt Capacitance, C0	-	-	5	
Equivalent Series Resistance	80	-	150	Ω
Drive Level	-	50	100	μW
Insulation Resistance, at 100VDC	500	-	-	MΩ
Frequency Aging First Year at 25°C ± 3°C	-5	-	5	ppm
Moisture Sensivity Level, MSL	Level 1 (J-STD-033)			--

Note: see the parts number system for other options

STANDARD ESR

Frequency (MHz)	Operation Mode	ESR Max (Ω)	Frequency (MHz)	Operation Mode	ESR Max (Ω)
24.0 ~ 24.999	Fundamental AT	150	36.0 ~ 60.000	Fundamental AT	80
25.0 ~ 35.999	Fundamental AT	100	-	-	-

DIMENSIONS

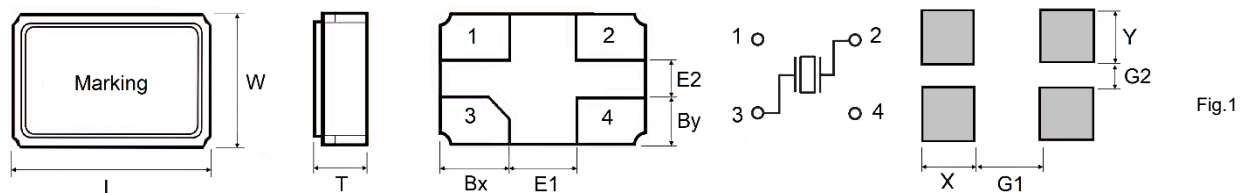


Fig.1

Unit: mm

Series	Size	Pad	L	W	T max	Bx	By	E1	E2	X	Y	G1	G2	Fig
MX1	1612	4	1.6 ±0.1	1.2 ±0.1	0.37	0.55	0.45	0.50	0.30	0.65	0.55	0.40	0.30	1

Ceramic SMD Crystal Unit

1.6 x 1.2mm MHZ Crystal

MX1 Series

MERITEK

PART NUMBERING SYSTEM

MX1 8 H J C 32M0
 (1) (2) (3) (4) (5) (6)

No	Item	Code	Description
(1)	Meritek Series	MX1	Ceramic SMD Crystal, MHz 1.6 x 1.2mm, 4 Pads
(2)	Load Capacitance	8	8: 8pF 6~30pF, See option table
(3)	Frequency Tolerance	H	H: ±30ppm ±10~±100ppm, See option table
(4)	Frequency Stability	J	J: ±50ppm ±10~±100ppm, See option table
(5)	Operating Temperature	C	C: -10 ~ +70°C See option table
(6)	Nominal Frequency	32M0	32M0: 32.00MHz 24~60MHz, M: denotes decimal point

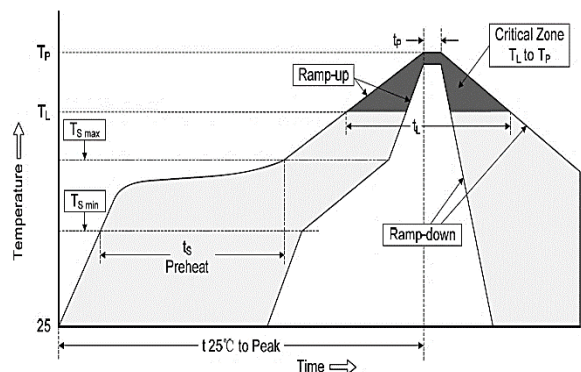
PRODUCTS OPTION CODE

Load Capacitance	(pF) Code	3	4	5	6	7	8	9	10	12	15	16	18	20	22	25	30	32	*
Code		3	4	5	6	7	8	9	A	B	C	D	E	F	K	G	H	L	Z
Frequency Tolerance	(ppm) Code	±10		±15		±20		±25		±30		±50		±100		*			
Code		A		C		F		G		H		J		K		Z			
Frequency Stability	(ppm) Code	±10		±15		±20		±25		±30		±50		±100		*			
Code		A		C		F		G		H		J		K		Z			
Operating Temperature	(°C) Code	-40~70		-40~85		-40~105		-40~125		-40~150		-10~60		0~70		*			
Code		4		3/I		2/R		1/Y		0		A		B		Z			
Operating Temperature	(°C) Code	-55~70		-55~85		-55~105		-55~125		-55~150		-20~70		-30~85		*			
Code		9		8		7		6		5		C		K		Z			

Note: * Z: None Standard, Custom options available. Contact Meritek for more information

RECOMMENDED SOLDERING PROFILES

Reflow Condition		
Pre Heat	Temp. Min $T_{s(min)}$	125°C
	Temp. Max $T_{s(max)}$	200°C
	Time (min. to max.) (t_s)	60~180 seconds
Ramp up rate (T_L to T_P)		3°C/second max.
$T_{s(max)}$ to T_L (Ramp-up rate)		3°C/second max.
Reflow	Temp. (T_L)	217°C
	Time (min. to max.) (t_L)	60~150 seconds
Peak Temperature (T_P)		260°C
t_p within 5°C of Peak Temperature (t_p)		20~40 seconds
Ramp-down Rate		6°C/second max.
Reflow Times		3 times max



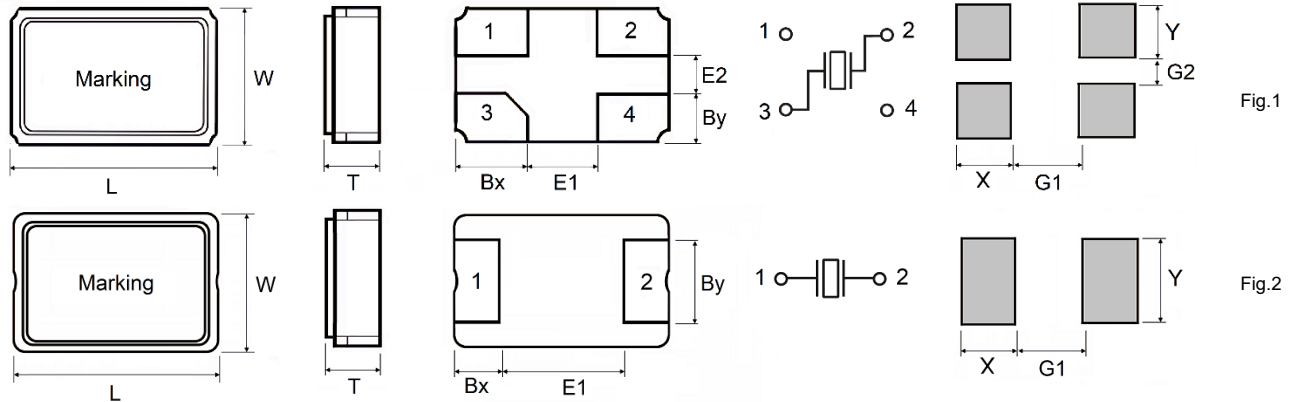
Ceramic SMD Crystal Unit

1.6 x 1.2mm MHZ Crystal

MX1 Series

MERITEK

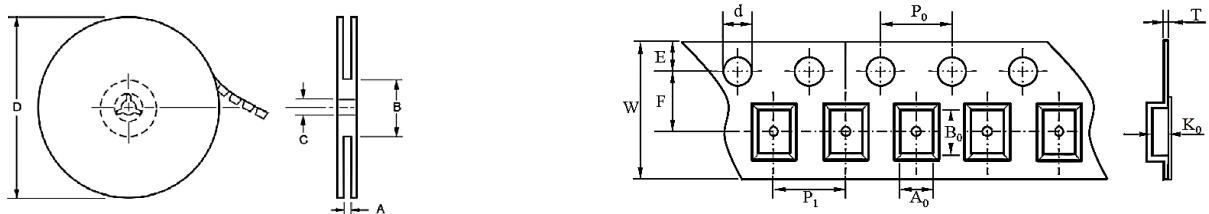
DIMENSIONS – MXx Series



Unit: mm

Series	Size	Pad	L	W	T max	Bx	By	E1	E2	X	Y	G1	G2	Fig
MX1	1612	4	1.6 ±0.1	1.2 ±0.1	0.37	0.55	0.45	0.50	0.30	0.65	0.55	0.40	0.30	1
MXA	2016	4	2.0 ±0.1	1.6 ±0.1	0.50	0.55	0.45	0.70	0.50	0.85	0.75	0.50	0.30	1
MX2	2520	4	2.5 ±0.1	2.0 ±0.1	0.55	0.80	0.70	0.90	0.60	1.20	1.00	0.50	0.30	1
MX3	3225	4	3.2 ±0.1	2.5 ±0.1	0.75	1.00	0.90	1.20	0.70	1.40	1.20	0.80	0.40	1
MX5	5032	4	5.0 ±0.2	3.2 ±0.2	0.90	1.30	0.90	2.40	1.40	1.60	1.35	1.90	0.70	1
MX6	6035	4	6.0 ±0.2	3.5 ±0.2	1.10	1.50	1.00	3.00	1.50	1.95	1.40	2.40	1.10	1
MX7	7050	4	7.0 ±0.2	5.0 ±0.2	1.10	1.20	1.00	4.60	1.54	2.20	1.40	4.00	1.10	1
MXB	5032	2	5.0 ±0.2	3.2 ±0.2	1.20	1.30	2.00	2.40	-	1.80	2.40	2.00	-	2
MXC	6035	2	6.0 ±0.2	3.5 ±0.2	1.10	1.50	2.00	3.00	-	1.70	2.20	3.60	-	2
MX8	8045	2	8.0 ±0.2	4.5 ±0.2	1.60	1.50	2.00	5.00	-	2.50	2.8	4.00	-	2

PACKAGING SPECIFICATION



Series	Size	Reel Dimension (mm)						Tape Dimensions (mm)									
		A	B	C	D	Dia	Pcs/Reel	A0	B0	d	E	F	K0	P0	P1	T	W
MX1	1612	9.5	60	13.5	180	178	3000	1.4	1.8	1.50	1.75	3.5	0.6	4.0	4.0	0.2	8.0
MXA	2016	9.5	60	13.5	180	178	3000	1.8	2.2	1.50	1.75	3.5	1.3	4.0	4.0	0.3	8.0
MX2	2520	9.5	60	13.5	180	178	3000	2.25	2.75	1.50	1.75	3.5	1.0	4.0	4.0	0.2	8.0
MX3	3225	9.5	60	13.5	180	178	3000	2.7	3.4	1.50	1.75	3.5	1.3	4.0	4.0	0.3	8.0
MX5	5032	13.5	80	13.5	180	178	1000	3.6	5.4	1.50	1.75	5.5	1.3	4.0	8.0	0.3	12.0
MX6	6035	13.5	80	13.5	180	178	1000	3.9	6.4	1.50	1.75	5.5	1.4	4.0	8.0	0.3	12.0
MX7	7050	17.5	80	13.5	180	178	1000	5.4	7.5	1.50	1.75	7.5	1.6	4.0	8.0	0.3	16.0
MXB	5032	17.5	80	13.5	180	178	3000	3.4	5.4	1.50	1.75	7.5	1.3	4.0	8.0	0.3	16.0
MXC	6035	17.5	80	13.5	180	178	1000	4.0	6.4	1.50	1.75	7.5	1.3	4.0	8.0	0.3	16.0
MX8	8045	17.5	80	13.5	180	178	1000	5.4	8.5	1.50	1.75	7.5	1.6	4.0	8.0	0.3	16.0

Note: Specifications subject to change without notice.