


Molded Power Inductor High Current Type

PIM-1707A3 Series

MERITEK

FEATURE

- Low Loss, Low DCR
- High Performance (I_{sat})
- Ultra-Low Buzz Noise
- Capable of Corresponding High Frequency
- Shielded and Compact Construction Design
- Application: Notebook, PC, Servers, DC/DC Converter, High Current Converter, Battery Powered Devices



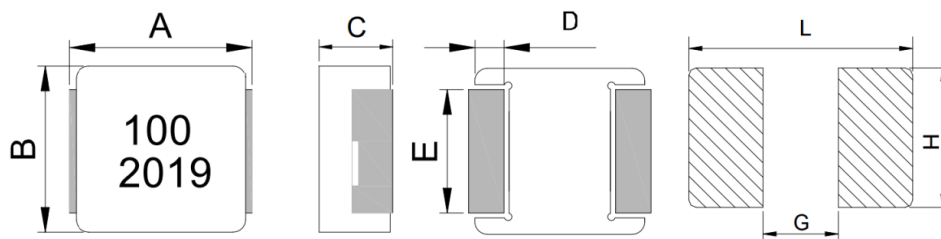
ELECTRICAL CHARACTERISTICS

Item	Inductance (μ H)	Tolerance (%)	DCR Typ. (m Ω)	DCR Max. (m Ω)	I_{SAT} Typ. (A)	I_{RMS} Typ. (A)
PIMR47M1707A3	0.47	$\pm 20\%$	0.70	0.90	110.0	60.0
PIMR56M1707A3	0.56	$\pm 20\%$	0.81	0.97	80.0	56.0
PIM1R0M1707A3	1.0	$\pm 20\%$	1.06	1.3	50.0	46.0
PIM1R5M1707A3	1.5	$\pm 20\%$	1.5	1.8	46.0	39.0
PIM2R2M1707A3	2.2	$\pm 20\%$	1.8	2.2	35.0	32.0
PIM3R3M1707A3	3.3	$\pm 20\%$	2.7	3.3	32.0	30.0
PIM4R7M1707A3	4.7	$\pm 20\%$	3.7	4.5	29.0	28.0
PIM6R8M1707A3	6.8	$\pm 20\%$	6.0	7.2	25.0	24.0
PIM100M1707A3	10.0	$\pm 20\%$	9.2	10.6	22.0	21.0
PIM150M1707A3	15.0	$\pm 20\%$	12.8	15.5	16.0	16.0
PIM220M1707A3	22.0	$\pm 20\%$	20.5	24.0	13.5	13.5
PIM330M1707A3	33.0	$\pm 20\%$	32.0	37.0	12.0	12.0
PIM470M1707A3	47.0	$\pm 20\%$	40.0	47.0	9.5	9.5
PIM680M1707A3	68.0	$\pm 20\%$	66.0	76.0	8.5	8.0
PIM820M1707A3	82.0	$\pm 20\%$	69.0	83.0	8.0	6.5
PIM101M1707A3	100.0	$\pm 20\%$	90.0	105.0	6.5	6.0

Note:

1. Inductance test under 100KHz, 1.0V
2. All test data referenced to 25°C ambient
3. Testing Instrument (or equ): L: HP4284A, CH11025, CH3302, CH1320, CH1320S LCR METER / Rdc:CH16502, Agilent33420A MICRO OHMMETER
4. I_{SAT} based on inductance change ($\Delta L/L0: \leq 30\%$) approximately
5. I_{RMS} based on temperature rise ($\Delta T: 40^\circ C$) approximately
6. The part temperature (ambient + temp rise) should not exceed 125°C under worst case operating conditions. Circuit design, component, PCB trace size and thickness, airflow and other cooling provisions all affect the part temperature. Part temperature should be verified in the end application.
7. Special inquiries besides the above common used types can be met on your requirement.

DIMENSIONS



(Unit: mm)

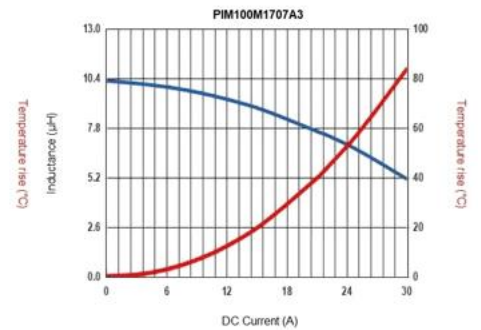
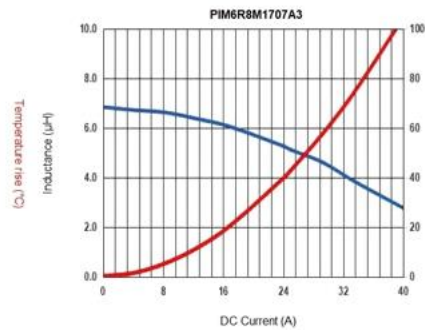
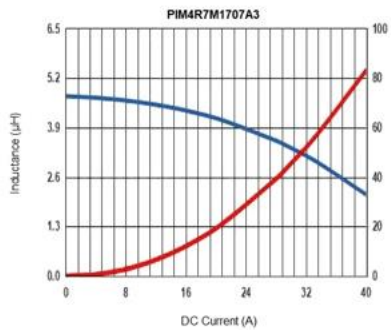
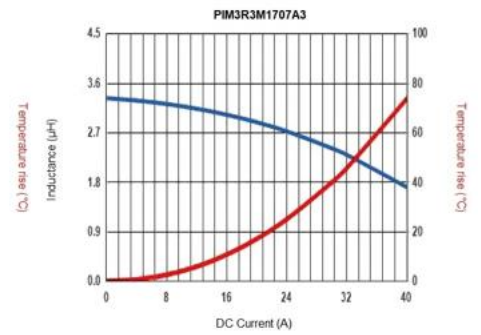
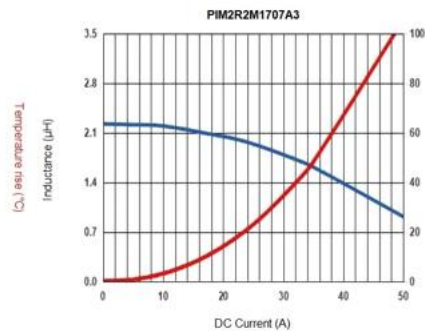
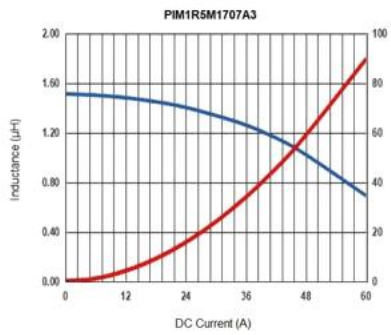
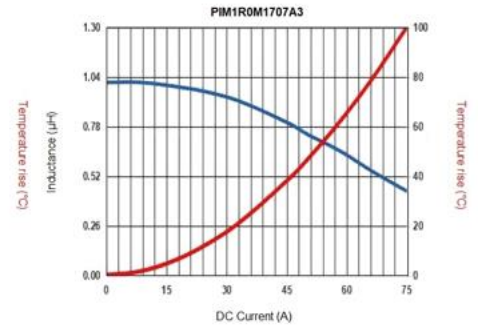
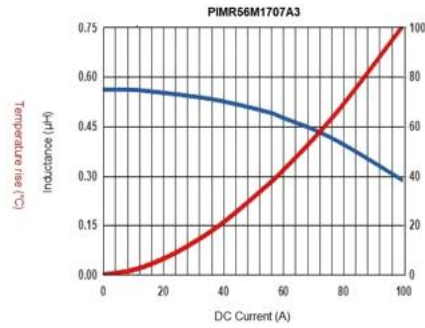
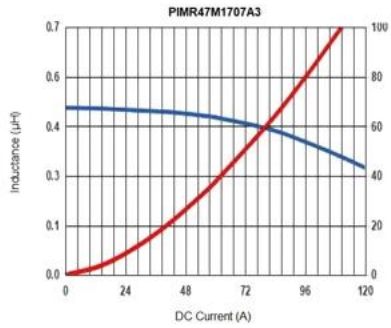
Size Code	A	B	C	D	E	L	G	H
1707	17.8 \pm 0.5	16.9 \pm 0.3	6.7 \pm 0.3	2.3 \pm 0.3	11.9 \pm 0.3	18.5	12	12.5

Molded Power Inductor High Current Type

PIM-1707A3 Series

MERITEK

CHARACTERISTIC CURVES

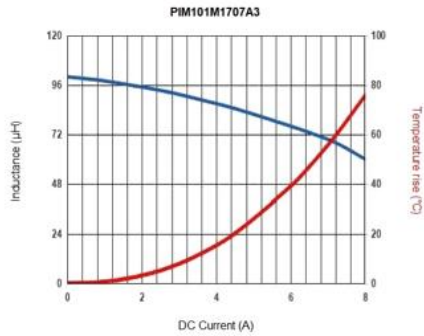
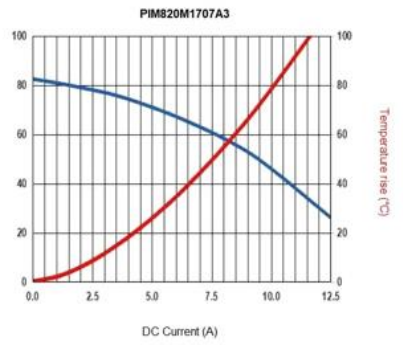
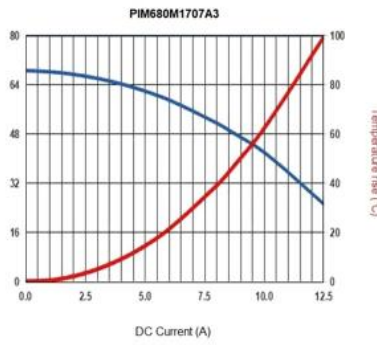
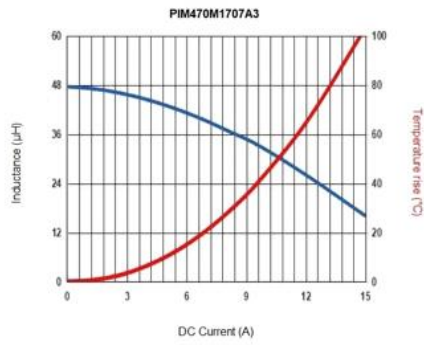
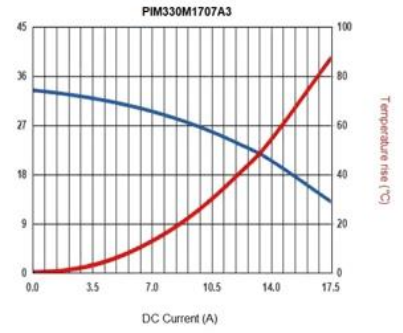
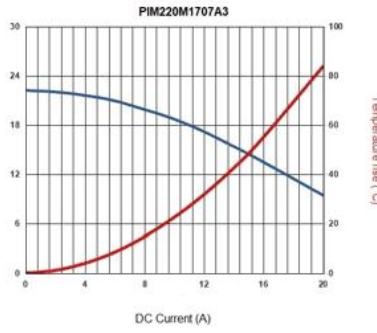
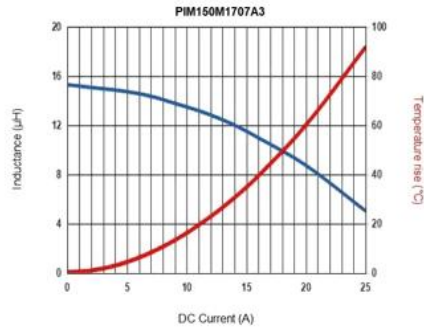


Molded Power Inductor High Current Type

PIM-1707A3 Series

MERITEK

CHARACTERISTIC CURVES

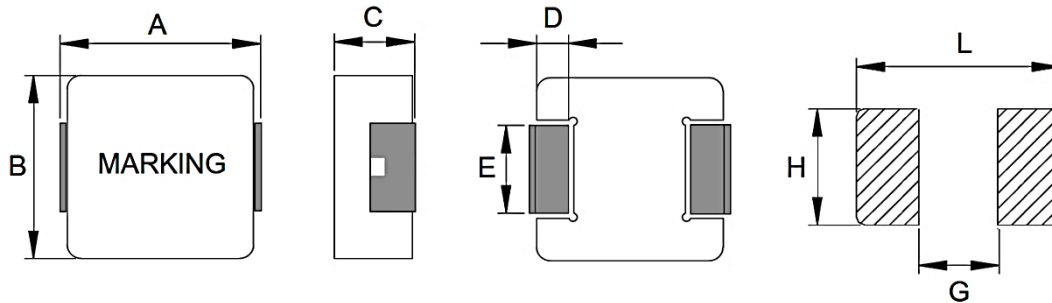


Molded Power Inductor High Current Type

PIM-1707A3 Series

MERITEK

DIMENSIONS – PIM-A3 series



(Unit: mm)

Size Code	A	B	C	D	E	L	G	H
0503	5.7±0.3	5.2±0.2	2.8±0.2	1.0±0.3	2.0±0.2	6.0	2.8	2.5
0603	7.1±0.3	6.6±0.2	2.8±0.2	1.6±0.3	3.0±0.2	8.0	3.7	3.4
0604	7.1±0.3	6.6±0.2	3.8±0.2	1.6±0.3	3.0±0.2	8.0	3.7	3.4
0605	7.3±0.3	6.6±0.3	4.8±0.2	1.6±0.3	3.0±0.2	8.0	3.5	3.4
1003	11.0±0.5	10.0±0.3	2.8±0.2	2.0±0.3	See Table	13.6	5.4	3.5
1004	11.0±0.3	10.0±0.3	3.8±0.2	2.0±0.3	See Table	12.5	5.4	3.5
1005	11.0±0.5	10.0±0.3	4.8±0.2	2.0±0.3	See Table	12.5	5.4	3.5
1205	13.5±0.5	12.6±0.2	4.7±0.3	2.3±0.3	See Table	14.5	8.0	5.0
1206	13.5±0.5	12.6±0.2	5.7±0.3	2.3±0.3	See Table	14.5	8.0	5.0
1265	13.5±0.5	12.6±0.2	6.2±0.3	2.3±0.3	See Table	14.5	8.0	5.0
1707	17.8±0.5	16.9±0.3	6.7±0.3	2.3±0.3	11.9±0.3	18.5	12	12.5
2313	23.5±0.5	22.0±0.3	12.6±0.4	5.0±0.4	19±0.3	24.0	12.5	19.6
4040	4.20±0.20	4.15±0.20	0.83±0.2	0.9±0.20	1.8±0.20	4.4	2.2	2.0
6060	6.1±0.3	6.1±0.3	0.8±0.2	1.75±0.3	4±0.2	7.0	2.8	4.5

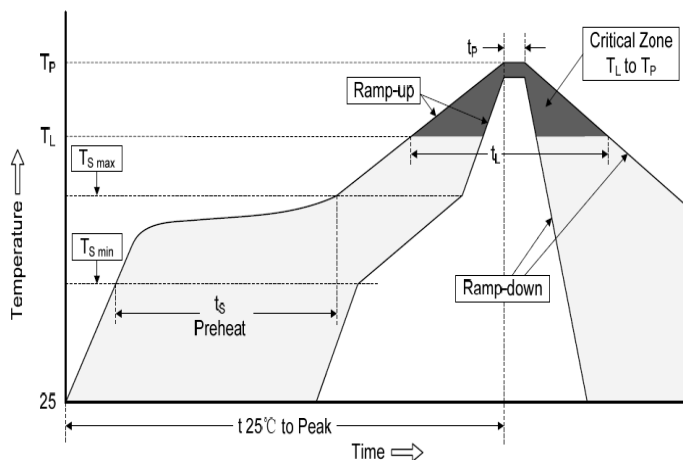
Molded Power Inductor High Current Type

PIM-1707A3 Series

MERITEK

RECOMMENDED SOLDERING PROFILES

Reflow Condition		
Pre Heat	Temp. Min $T_{s(min)}$	150°C
	Temp. Max $T_{s(max)}$	200°C
	Time (min. to max.) (t_s)	60~120 seconds
Average ramp up rate $T_{s(max)}$ to T_L		3°C/second max.
Average ramp up rate T_L to peak		3°C/second max.
Reflow	Temp. (T_L)	217°C
	Time (min. to max.) (t_L)	60~150 seconds
Peak Temperature (T_P)		245°C
Time within 5°C of actual peak Temperature (t_p)		10 seconds
Ramp-down Rate		6°C/second max.
Reflow Times		3 times max.



PART NUMBERING SYSTEM

PIM 1R0 M 1707 A3
(1) (2) (3) (4) (5)

No	item	Code	Description	
(1)	Product Code	PIM	Power Inductor Series High Current Molded Type	
(2)	Inductance	1R0	1R0: 1.0μH	R47: 0.47μH, 2R2: 2.2μH, 100: 10μH
(3)	Tolerance	M	M: ±20%	N: ±30%
(4)	Size Code	1707	1707: 17.8 x 6.7mm	Width x Height (mm)
(5)	Internal Code	A3	High Current Type	Internal control or project reference

*Specifications subject to change without notice.