


Molded Power Inductor High Current AEC-Q200

PIM-0518MA1 series

MERITEK

FEATURE

- High Current, Low DCR, High Efficiency
- Minimized acoustic and leakage flux noise.
- Shielded and compact construction design
- AEC-Q200 Compliant
- Application: Note PC Power System, incl. IMVP-6, DC/DC Converter



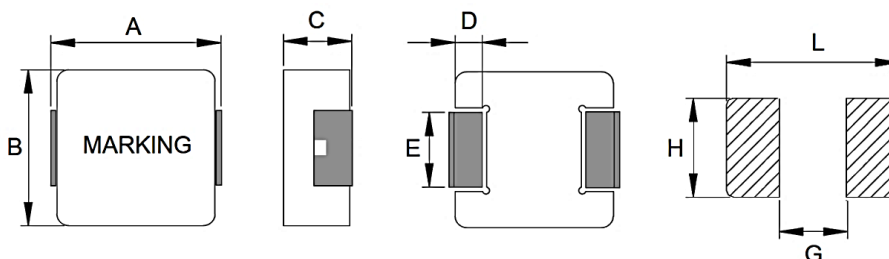
ELECTRICAL CHARACTERISTICS

Item	Inductance (μH)	Tolerance (%)	DCR Typ. (mΩ)	DCR Max. (mΩ)	I _{SAT} Typ. (A)	I _{RMS} Typ. (A)
PIM15N0518MA1	0.15	±30%	3.5	3.9	27.0	15.5
PIM22M0518MA1	0.22	±20%	4.2	5.0	22.0	13.0
PIM33M0518MA1	0.33	±20%	7.5	8.6	15.0	11.0
PIM47M0518MA1	0.47	±20%	9.8	11.3	14.0	10.0
PIM56M0518MA1	0.56	±20%	11.0	13.0	13.5	9.5
PIM68M0518MA1	0.68	±20%	12.4	14.3	13.0	9.0
PIM1R0M0518MA1	1.0	±20%	18.2	21.0	10.0	6.8
PIM1R5M0518MA1	1.5	±20%	26.0	30.0	9.0	6.0
PIM2R2M0518MA1	2.2	±20%	42.0	48.3	7.5	4.5
PIM3R3M0518MA1	3.3	±20%	60.0	69.0	5.0	3.5
PIM4R7M0518MA1	4.7	±20%	85.0	98.0	4.5	3.0
PIM5R6M0518MA1	5.6	±20%	110	127	4.0	2.5
PIM6R8M0518MA1	6.8	±20%	118	137	3.5	2.4
PIM8R2M0518MA1	8.2	±20%	143	165	3.0	2.3
PIM100M0518MA1	10.0	±20%	165	190	2.8	2.3
PIM150M0518MA1	15.0	±20%	275	318	2.3	1.7

Note:

1. Inductance test under 100KHz, 1.0V
2. All test data referenced to 25°C ambient
3. I_{SAT} based on inductance drop (ΔL/L0: ≤30%) approximately
4. I_{RMS} based on temperature rise (ΔT: 40 °C) approximately
5. Operating temperature: -55°C ~ +125°C (Including Self-temperature rise)

DIMENSIONS



(Unit: mm)

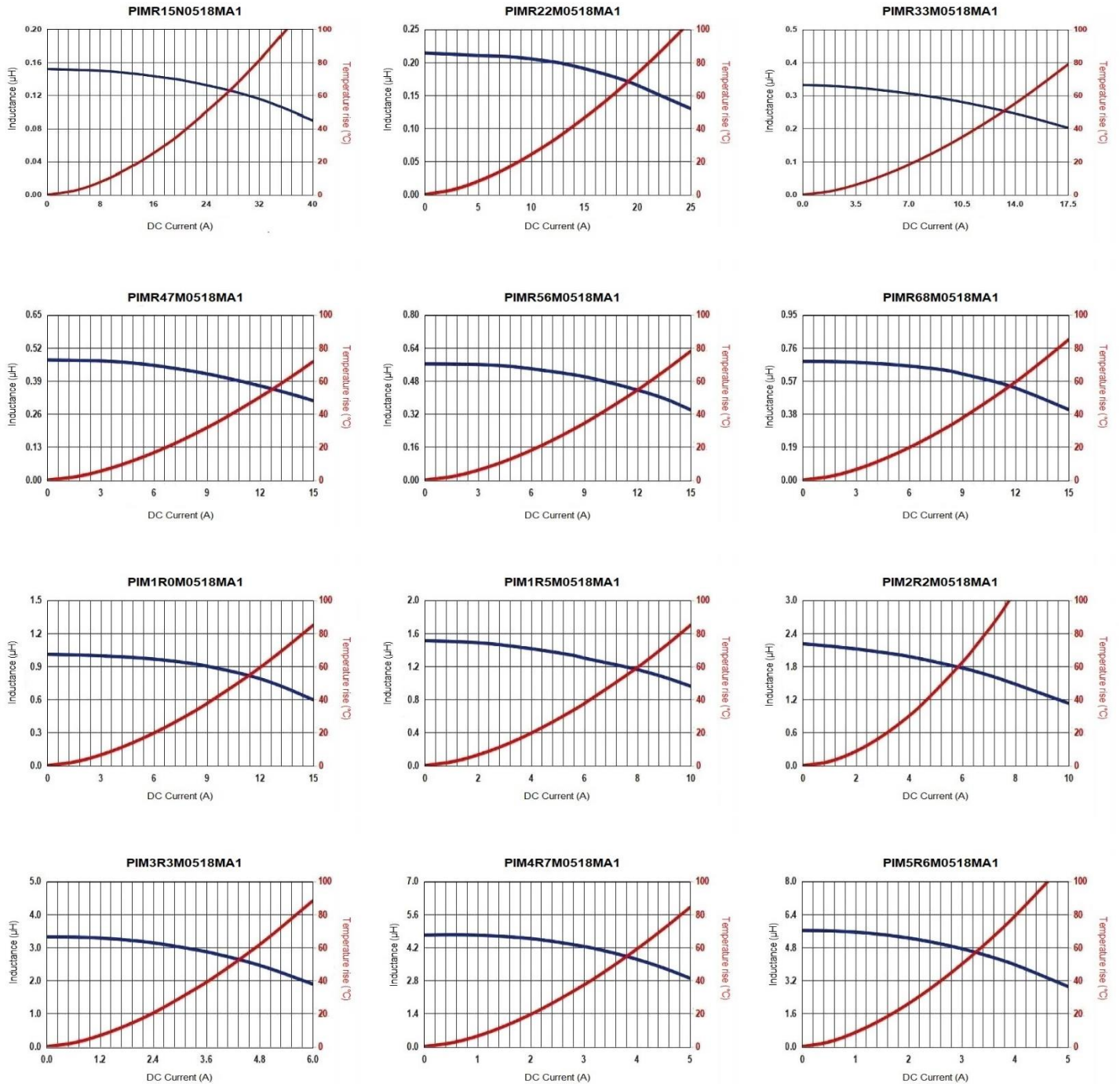
Size Code	A	B	C	D	E	L	G	H
0518	5.7±0.30	5.2±0.20	1.6±0.2	1.1±0.30	2.5±0.30	6.2	2.2	2.8

Molded Power Inductor High Current AEC-Q200

PIM-0518MA1 series

MERITEK

CHARACTERISTIC CURVES

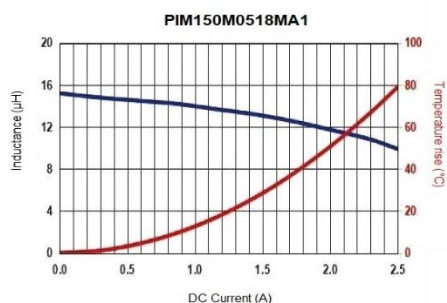
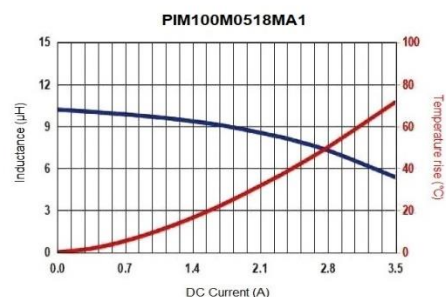
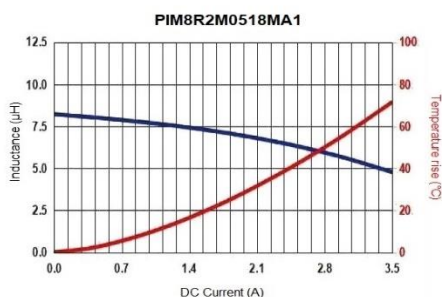


Molded Power Inductor High Current AEC-Q200

PIM-0518MA1 series

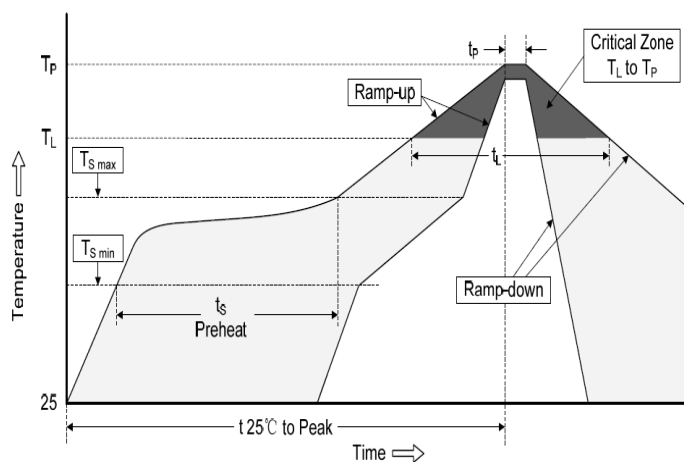
MERITEK

CHARACTERISTIC CURVES



RECOMMENDED SOLDERING PROFILES

Reflow Condition		
Pre Heat	Temp. Min $T_{s(min)}$	150°C
	Temp. Max $T_{s(max)}$	200°C
	Time (min. to max.) (t_s)	60~120 seconds
Average ramp up rate $T_{s(max)}$ to T_L		3°C/second max.
Average ramp up rate T_L to peak		3°C/second max.
Reflow	Temp. (T_L)	217°C
	Time (min. to max.) (t_L)	60~150 seconds
Peak Temperature (T_P)		245°C
Time within 5°C of actual peak Temperature (t_p)		10 seconds
Ramp-down Rate		6°C/second max.
Reflow Times		3 times max.



Molded Power Inductor High Current AEC-Q200

PIM-0518MA1 series

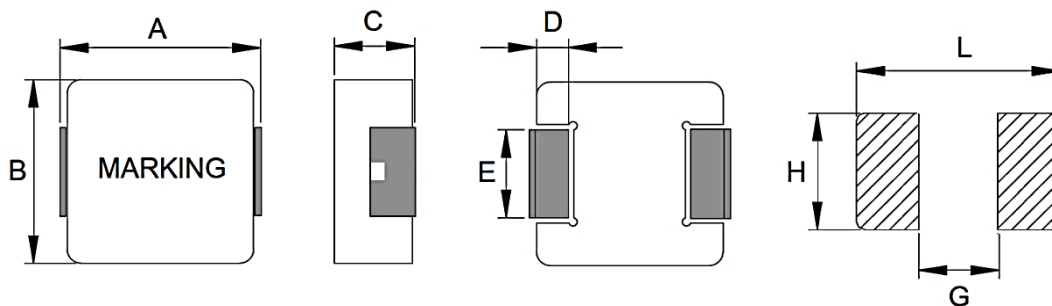
MERITEK

PART NUMBERING SYSTEM

PIM (1) **R47** (2) **M** (3) **0518** (4) **MA1** (5)

No	item	Code	Description	
(1)	Product Code	PIM	Power Inductor Series, Molded Surface Mount Type	
(2)	Inductance	R47	R47: 0.47 μ H	2R2: 2.2 μ H, 100: 10 μ H
(3)	Tolerance	M	M: \pm 20%	N: \pm 30%
(4)	Size Code	0518	0518: 5.7x1.6mm	Width x Height (mm)
(5)	Series Code	MA1	High Current AEC-Q200	Internal control or project reference

DIMENSIONS – PIM-MA1 series



(Unit: mm)

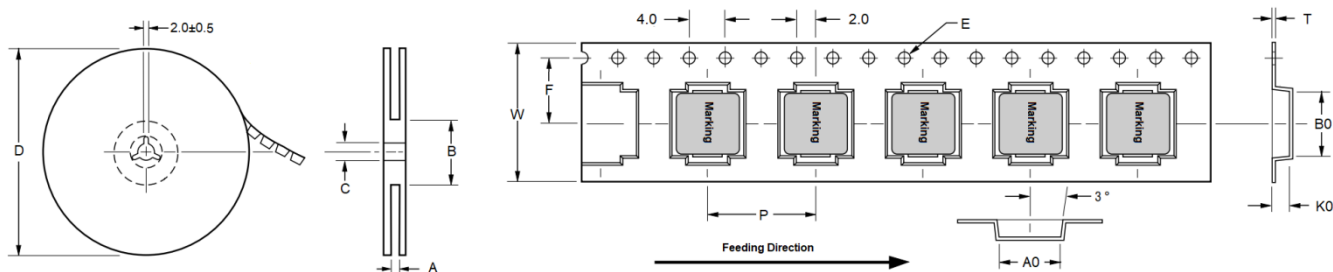
Size Code	A	B	C	D	E	L	G	H
0312	3.5 \pm 0.20	3.2 \pm 0.20	1.0 \pm 0.2	0.7 \pm 0.20	1.2 \pm 0.20	4.1	1.9	1.45
0315	3.5 \pm 0.20	3.2 \pm 0.20	1.3 \pm 0.2	0.7 \pm 0.20	1.2 \pm 0.20	4.1	1.9	1.45
0320	3.5 \pm 0.20	3.2 \pm 0.20	1.8 \pm 0.2	0.7 \pm 0.20	1.2 \pm 0.20	4.1	1.9	1.45
0412	4.45 \pm 0.25	4.06 \pm 0.25	1.0 \pm 0.2	0.76 \pm 0.30	2.0 \pm 0.20	5.2	2.2	2.4
0415	4.45 \pm 0.25	4.06 \pm 0.25	1.3 \pm 0.2	0.76 \pm 0.30	2.0 \pm 0.20	5.2	2.2	2.4
0418	4.45 \pm 0.25	4.06 \pm 0.25	1.6 \pm 0.2	0.76 \pm 0.30	2.0 \pm 0.20	5.2	2.2	2.3
0420	4.45 \pm 0.25	4.06 \pm 0.25	1.8 \pm 0.2	0.76 \pm 0.30	2.0 \pm 0.20	5.2	2.2	2.4
0512	5.7 \pm 0.30	5.2 \pm 0.20	1.0 \pm 0.2	1.1 \pm 0.30	2.5 \pm 0.30	6.2	2.2	2.8
0515	5.7 \pm 0.30	5.2 \pm 0.20	1.3 \pm 0.2	1.1 \pm 0.30	2.5 \pm 0.30	6.2	2.2	2.8
0518	5.7 \pm 0.30	5.2 \pm 0.20	1.6 \pm 0.2	1.1 \pm 0.30	2.5 \pm 0.30	6.2	2.2	2.8
0520	5.7 \pm 0.30	5.2 \pm 0.20	1.8 \pm 0.2	1.1 \pm 0.30	2.5 \pm 0.30	6.2	2.2	2.8
0530	5.7 \pm 0.30	5.2 \pm 0.20	2.8 \pm 0.2	1.1 \pm 0.30	1.5 \pm 0.20	6.2	2.5	1.8
053P	5.7 \pm 0.30	5.2 \pm 0.20	2.8 \pm 0.2	1.1 \pm 0.30	2.5 \pm 0.30	6.5	2.5	2.8
053T	4.9 \pm 0.30	4.7 \pm 0.20	2.8 \pm 0.2	1.0 \pm 0.30	1.5 \pm 0.30	7.0	3.0	2.5

Molded Power Inductor High Current AEC-Q200

PIM-0518MA1 series

MERITEK

PACKAGING DIMENSION



Size Code	Reel Dimension (mm)				Tape Dimensions (mm)								Qty 13"
	A +2/-0	B ±2.0	C ±0.5	D	W ±0.3	F ±0.1	P ±0.1	E ±0.1	A0 ±0.1	B0 ±0.1	K0 ±0.1	T ±0.05	
0312	12.4	100	13.5	330	12.0	5.5	8.0	1.5	3.5	3.8	1.5	0.35	4000
0315	12.4	100	13.5	330	12.0	5.5	8.0	1.5	3.5	3.8	1.8	0.35	4000
0320	12.4	100	13.5	330	12.0	5.5	8.0	1.5	3.5	3.8	2.3	0.35	3000
0412	12.4	100	13.5	330	12.0	5.5	8.0	1.5	4.4	5.0	1.5	0.35	4000
0415	12.4	100	13.5	330	12.0	5.5	8.0	1.5	4.4	5.0	1.8	0.35	4000
0418	12.4	100	13.5	330	12.0	5.5	8.0	1.5	4.4	5.0	2.1	0.35	3000
0420	12.4	100	13.5	330	12.0	5.5	8.0	1.5	4.4	5.0	2.3	0.35	3000
0512	12.4	100	13.5	330	12.0	5.5	8.0	1.5	5.5	6.2	1.5	0.35	4000
0515	12.4	100	13.5	330	12.0	5.5	8.0	1.5	5.5	6.2	1.8	0.35	3500
0518	12.4	100	13.5	330	12.0	5.5	8.0	1.5	5.5	6.2	2.1	0.35	3000
0520	12.4	100	13.5	330	12.0	5.5	8.0	1.5	5.5	6.2	2.3	0.35	3000
0530 (053P)	12.4	100	13.5	330	12.0	5.5	8.0	1.5	5.5	6.2	3.3	0.35	2000
053T	16.4	100	13.5	330	16.0	7.5	12.0	1.5	5.1	5.4	3.3	0.35	1000

*Specifications subject to change without notice.