


Molded Power Inductor High Current AEC-Q200

PIM-0512MA1 series

MERITEK

FEATURE

- High Current, Low DCR, High Efficiency
- Minimized acoustic and leakage flux noise.
- Shielded and compact construction design
- AEC-Q200 Compliant
- Application: Note PC Power System, incl. IMVP-6, DC/DC Converter



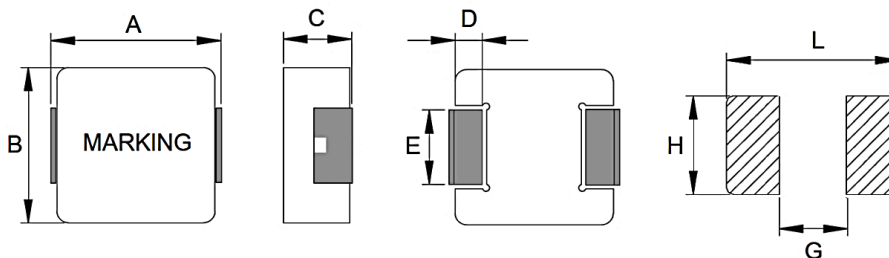
ELECTRICAL CHARACTERISTICS

Item	Inductance (μH)	Tolerance (%)	DCR Typ. (mΩ)	DCR Max. (mΩ)	I _{SAT} Typ. (A)	I _{RMS} Typ. (A)
PIMR10N0512MA1	0.10	±30%	4.3	5.2	14.5	14.0
PIMR15N0512MA1	0.15	±30%	4.5	6.0	14.2	12.0
PIMR22N0512MA1	0.22	±30%	5.5	6.7	14.0	10.7
PIMR33M0512MA1	0.33	±20%	7.8	9.4	13.5	8.5
PIMR36M0512MA1	0.36	±20%	10.0	11.5	13.0	8.0
PIMR47M0512MA1	0.47	±20%	13.6	15.8	11.0	7.0
PIMR68M0512MA1	0.68	±20%	21.5	24.5	9.0	6.0
PIM1R0M0512MA1	1.0	±20%	26.0	30.0	6.0	5.0
PIM1R5M0512MA1	1.5	±20%	38.0	44.0	5.0	4.0
PIM2R2M0512MA1	2.2	±20%	65.0	75.0	4.0	3.5
PIM3R3M0512MA1	3.3	±20%	75.0	86.0	3.8	3.0
PIM4R7M0512MA1	4.7	±20%	100	115	3.2	2.5
PIM5R6M0512MA1	5.6	±20%	175	201	3.2	2.4
PIM6R8M0512MA1	6.8	±20%	193	222	3.0	2.0
PIM8R2M0512MA1	8.2	±20%	327	378	2.8	1.7
PIM100M0512MA1	10.0	±20%	335	385	1.8	1.5
PIM150M0512MA1	15.0	±20%	410	470	1.6	1.3

Note:

1. Inductance test under 100KHz, 1.0V
2. All test data referenced to 25°C ambient
3. I_{SAT} based on inductance drop ($\Delta L/L_0$: $\leq 30\%$) approximately
4. I_{RMS} based on temperature rise (ΔT : 40 °C) approximately
5. Operating temperature: -55°C ~ +125°C (Including Self-temperature rise)

DIMENSIONS



(Unit: mm)

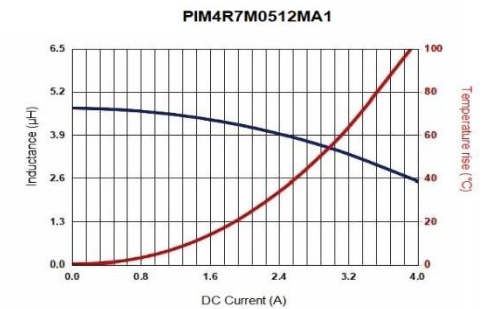
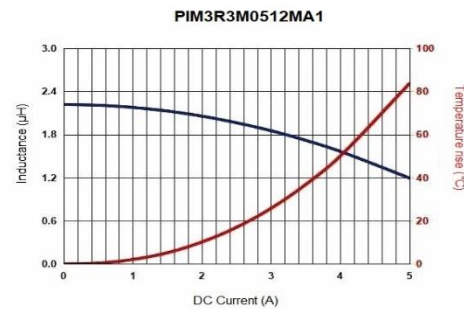
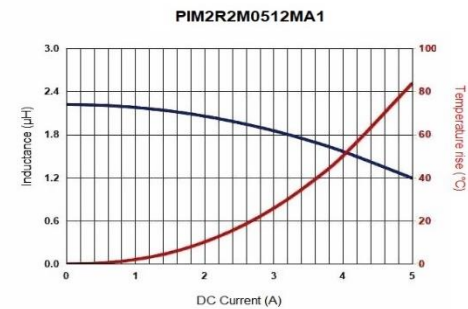
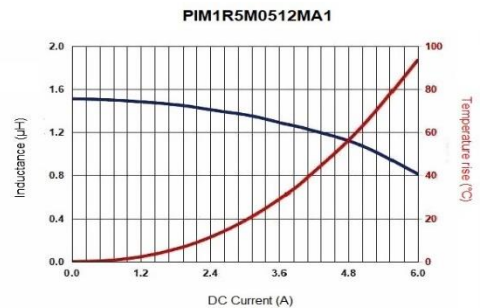
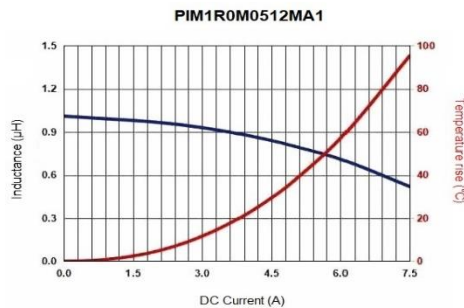
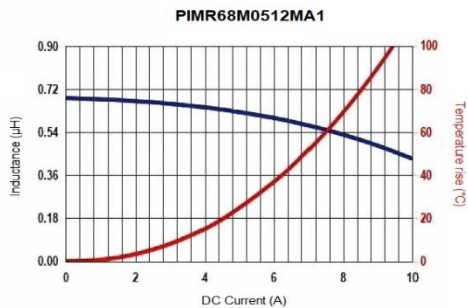
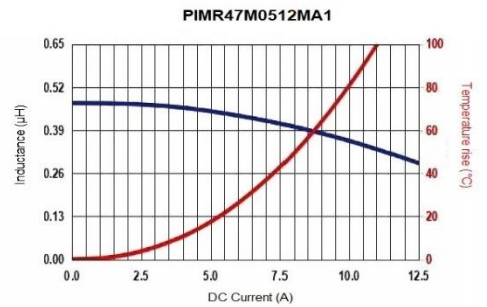
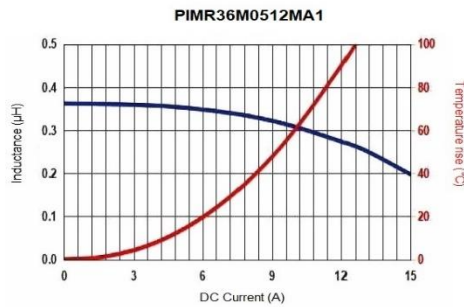
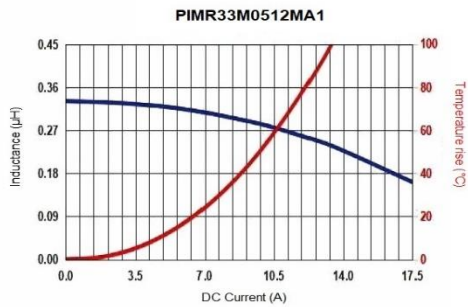
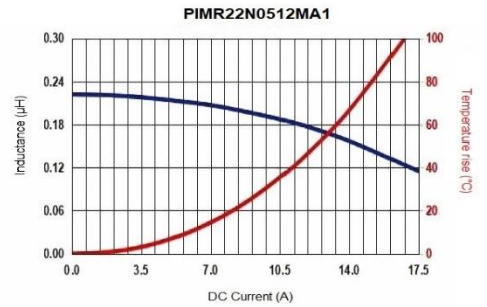
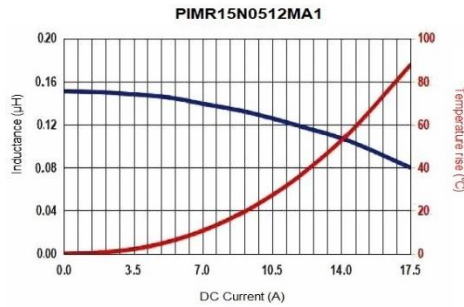
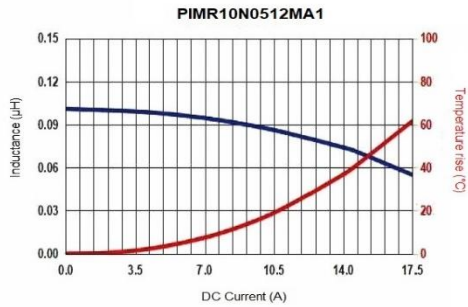
Size Code	A	B	C	D	E	L	G	H
0512	5.7±0.30	5.2±0.20	1.0±0.2	1.1±0.30	2.5±0.30	6.2	2.2	2.8

Molded Power Inductor High Current AEC-Q200

PIM-0512MA1 series

MERITEK

CHARACTERISTIC CURVES

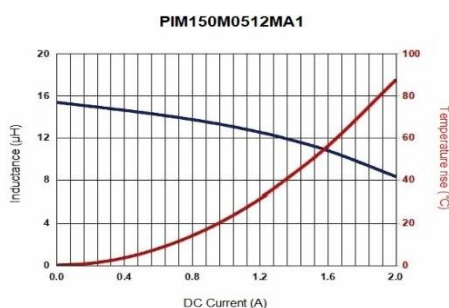
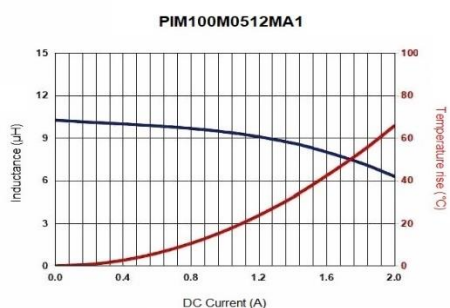
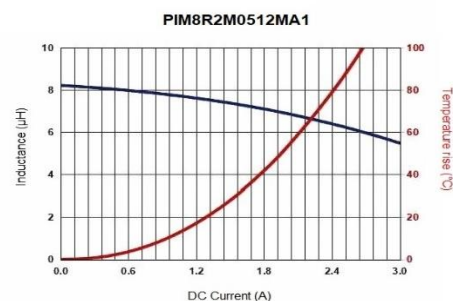
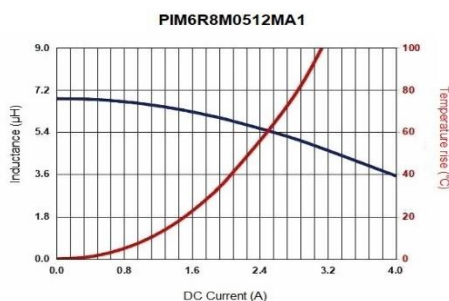
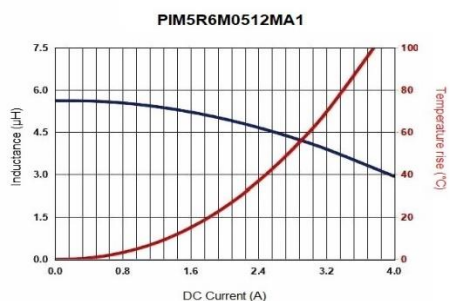


Molded Power Inductor High Current AEC-Q200

PIM-0512MA1 series

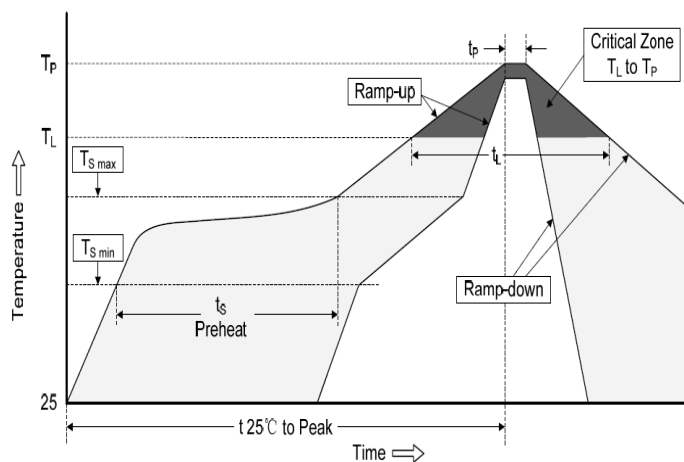
MERITEK

CHARACTERISTIC CURVES



RECOMMENDED SOLDERING PROFILES

Reflow Condition		
Pre Heat	Temp. Min $T_{s(min)}$	150°C
	Temp. Max $T_{s(max)}$	200°C
	Time (min. to max.) (t_s)	60~120 seconds
Average ramp up rate $T_{s(max)}$ to T_L		3°C/second max.
Average ramp up rate T_L to peak		3°C/second max.
Reflow	Temp. (T_L)	217°C
	Time (min. to max.) (t_L)	60~150 seconds
Peak Temperature (T_P)		245°C
Time within 5°C of actual peak Temperature (t_p)		10 seconds
Ramp-down Rate		6°C/second max.
Reflow Times		3 times max.



Molded Power Inductor High Current AEC-Q200

PIM-0512MA1 series

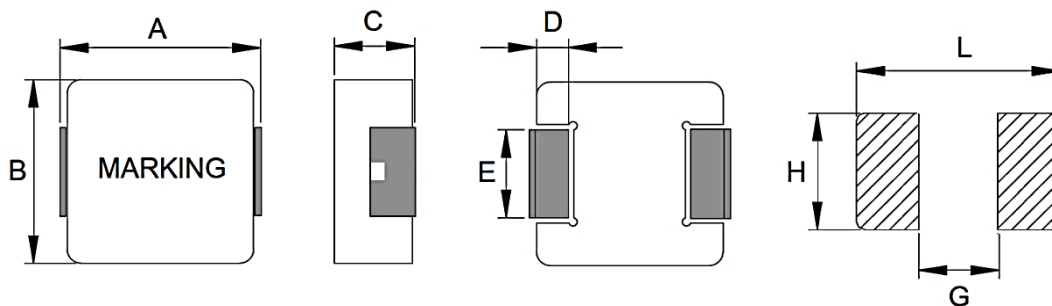
MERITEK

PART NUMBERING SYSTEM

$\frac{\text{PIM}}{(1)}$ $\frac{\text{R47}}{(2)}$ $\frac{\text{M}}{(3)}$ $\frac{\text{0512}}{(4)}$ $\frac{\text{MA1}}{(5)}$

No	item	Code	Description	
(1)	Product Code	PIM	Power Inductor Series, Molded Surface Mount Type	
(2)	Inductance	R47	R47: 0.47 μ H	2R2: 2.2 μ H, 100: 10 μ H
(3)	Tolerance	M	M: \pm 20%	N: \pm 30%
(4)	Size Code	0512	0512: 5.7x1.0mm	Width x Height (mm)
(5)	Series Code	MA1	High Current AEC-Q200	Internal control or project reference

DIMENSIONS – PIM-MA1 series



(Unit: mm)

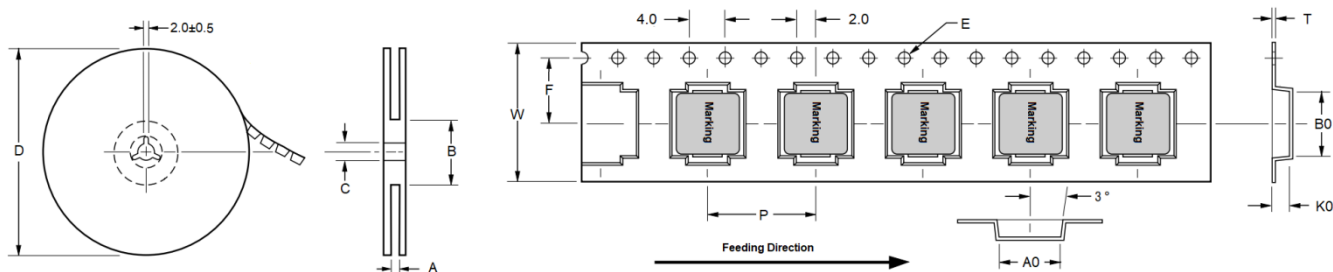
Size Code	A	B	C	D	E	L	G	H
0312	3.5 \pm 0.20	3.2 \pm 0.20	1.0 \pm 0.2	0.7 \pm 0.20	1.2 \pm 0.20	4.1	1.9	1.45
0315	3.5 \pm 0.20	3.2 \pm 0.20	1.3 \pm 0.2	0.7 \pm 0.20	1.2 \pm 0.20	4.1	1.9	1.45
0320	3.5 \pm 0.20	3.2 \pm 0.20	1.8 \pm 0.2	0.7 \pm 0.20	1.2 \pm 0.20	4.1	1.9	1.45
0412	4.45 \pm 0.25	4.06 \pm 0.25	1.0 \pm 0.2	0.76 \pm 0.30	2.0 \pm 0.20	5.2	2.2	2.4
0415	4.45 \pm 0.25	4.06 \pm 0.25	1.3 \pm 0.2	0.76 \pm 0.30	2.0 \pm 0.20	5.2	2.2	2.4
0418	4.45 \pm 0.25	4.06 \pm 0.25	1.6 \pm 0.2	0.76 \pm 0.30	2.0 \pm 0.20	5.2	2.2	2.3
0420	4.45 \pm 0.25	4.06 \pm 0.25	1.8 \pm 0.2	0.76 \pm 0.30	2.0 \pm 0.20	5.2	2.2	2.4
0512	5.7 \pm 0.30	5.2 \pm 0.20	1.0 \pm 0.2	1.1 \pm 0.30	2.5 \pm 0.30	6.2	2.2	2.8
0515	5.7 \pm 0.30	5.2 \pm 0.20	1.3 \pm 0.2	1.1 \pm 0.30	2.5 \pm 0.30	6.2	2.2	2.8
0518	5.7 \pm 0.30	5.2 \pm 0.20	1.6 \pm 0.2	1.1 \pm 0.30	2.5 \pm 0.30	6.2	2.2	2.8
0520	5.7 \pm 0.30	5.2 \pm 0.20	1.8 \pm 0.2	1.1 \pm 0.30	2.5 \pm 0.30	6.2	2.2	2.8
0530	5.7 \pm 0.30	5.2 \pm 0.20	2.8 \pm 0.2	1.1 \pm 0.30	1.5 \pm 0.20	6.2	2.5	1.8
053P	5.7 \pm 0.30	5.2 \pm 0.20	2.8 \pm 0.2	1.1 \pm 0.30	2.5 \pm 0.30	6.5	2.5	2.8
053T	4.9 \pm 0.30	4.7 \pm 0.20	2.8 \pm 0.2	1.0 \pm 0.30	1.5 \pm 0.30	7.0	3.0	2.5

Molded Power Inductor High Current AEC-Q200

PIM-0512MA1 series

MERITEK

PACKAGING DIMENSION



Size Code	Reel Dimension (mm)				Tape Dimensions (mm)								Qty 13"
	A +2/-0	B ±2.0	C ±0.5	D	W ±0.3	F ±0.1	P ±0.1	E ±0.1	A0 ±0.1	B0 ±0.1	K0 ±0.1	T ±0.05	
0312	12.4	100	13.5	330	12.0	5.5	8.0	1.5	3.5	3.8	1.5	0.35	4000
0315	12.4	100	13.5	330	12.0	5.5	8.0	1.5	3.5	3.8	1.8	0.35	4000
0320	12.4	100	13.5	330	12.0	5.5	8.0	1.5	3.5	3.8	2.3	0.35	3000
0412	12.4	100	13.5	330	12.0	5.5	8.0	1.5	4.4	5.0	1.5	0.35	4000
0415	12.4	100	13.5	330	12.0	5.5	8.0	1.5	4.4	5.0	1.8	0.35	4000
0418	12.4	100	13.5	330	12.0	5.5	8.0	1.5	4.4	5.0	2.1	0.35	3000
0420	12.4	100	13.5	330	12.0	5.5	8.0	1.5	4.4	5.0	2.3	0.35	3000
0512	12.4	100	13.5	330	12.0	5.5	8.0	1.5	5.5	6.2	1.5	0.35	4000
0515	12.4	100	13.5	330	12.0	5.5	8.0	1.5	5.5	6.2	1.8	0.35	3500
0518	12.4	100	13.5	330	12.0	5.5	8.0	1.5	5.5	6.2	2.1	0.35	3000
0520	12.4	100	13.5	330	12.0	5.5	8.0	1.5	5.5	6.2	2.3	0.35	3000
0530 (053P)	12.4	100	13.5	330	12.0	5.5	8.0	1.5	5.5	6.2	3.3	0.35	2000
053T	16.4	100	13.5	330	16.0	7.5	12.0	1.5	5.1	5.4	3.3	0.35	1000

*Specifications subject to change without notice.