


Molded Power Inductor High Current AEC-Q200

PIM-0315MA1 series

MERITEK

FEATURE

- High Current, Low DCR, High Efficiency
- Minimized acoustic and leakage flux noise.
- Shielded and compact construction design
- AEC-Q200 Compliant
- Application: Note PC Power System, incl. IMVP-6, DC/DC Converter



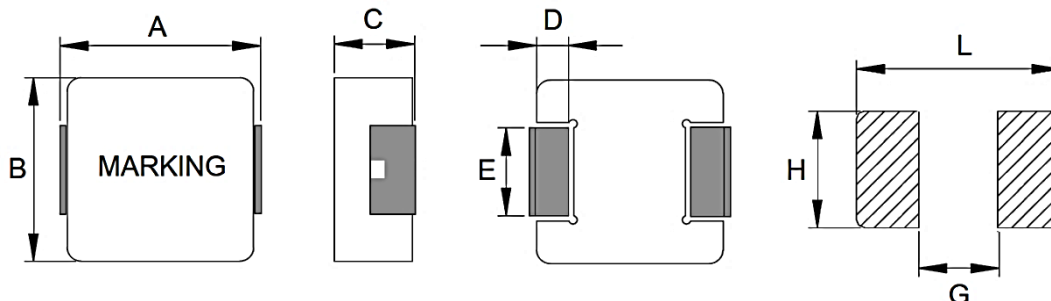
ELECTRICAL CHARACTERISTICS

Item	Inductance (μH)	Tolerance (%)	DCR Typ. (mΩ)	DCR Max. (mΩ)	I _{SAT} Typ. (A)	I _{RMS} Typ. (A)
PIMR22M0315MA1	0.22	±20%	14.0	17.0	10.8	7.0
PIMR47M0315MA1	0.47	±20%	23.3	28.0	8.0	5.5
PIMR56M0315MA1	0.56	±20%	28.0	33.0	7.2	5.0
PIMR68M0315MA1	0.68	±20%	34.0	42.0	6.5	4.5
PIM1R0M0315MA1	1.0	±20%	41.0	50.0	5.8	3.6
PIM1R5M0315MA1	1.5	±20%	64.0	77.0	4.0	3.4
PIM2R2M0315MA1	2.2	±20%	82.0	98.0	3.8	3.2
PIM3R3M0315MA1	3.3	±20%	170	205	3.2	2.5
PIM4R7M0315MA1	4.7	±20%	220	264	2.8	1.9
PIM5R6M0315MA1	5.6	±20%	265	318	2.3	1.7
PIM6R8M0315MA1	6.8	±20%	290	348	2.0	1.5
PIM8R2M0315MA1	8.2	±20%	390	468	1.8	1.3
PIM100M0315MA1	10	±20%	435	522	1.6	1.2

Note:

1. Inductance test under 100KHz, 1.0V
2. All test data referenced to 25°C ambient
3. I_{SAT} based on inductance drop ($\Delta L/L_0 \leq 30\%$) approximately
4. I_{RMS} based on temperature rise ($\Delta T: 40^\circ\text{C}$) approximately
5. Operating temperature: -55°C ~ +125°C (Including Self-temperature rise)

DIMENSIONS



(Unit: mm)

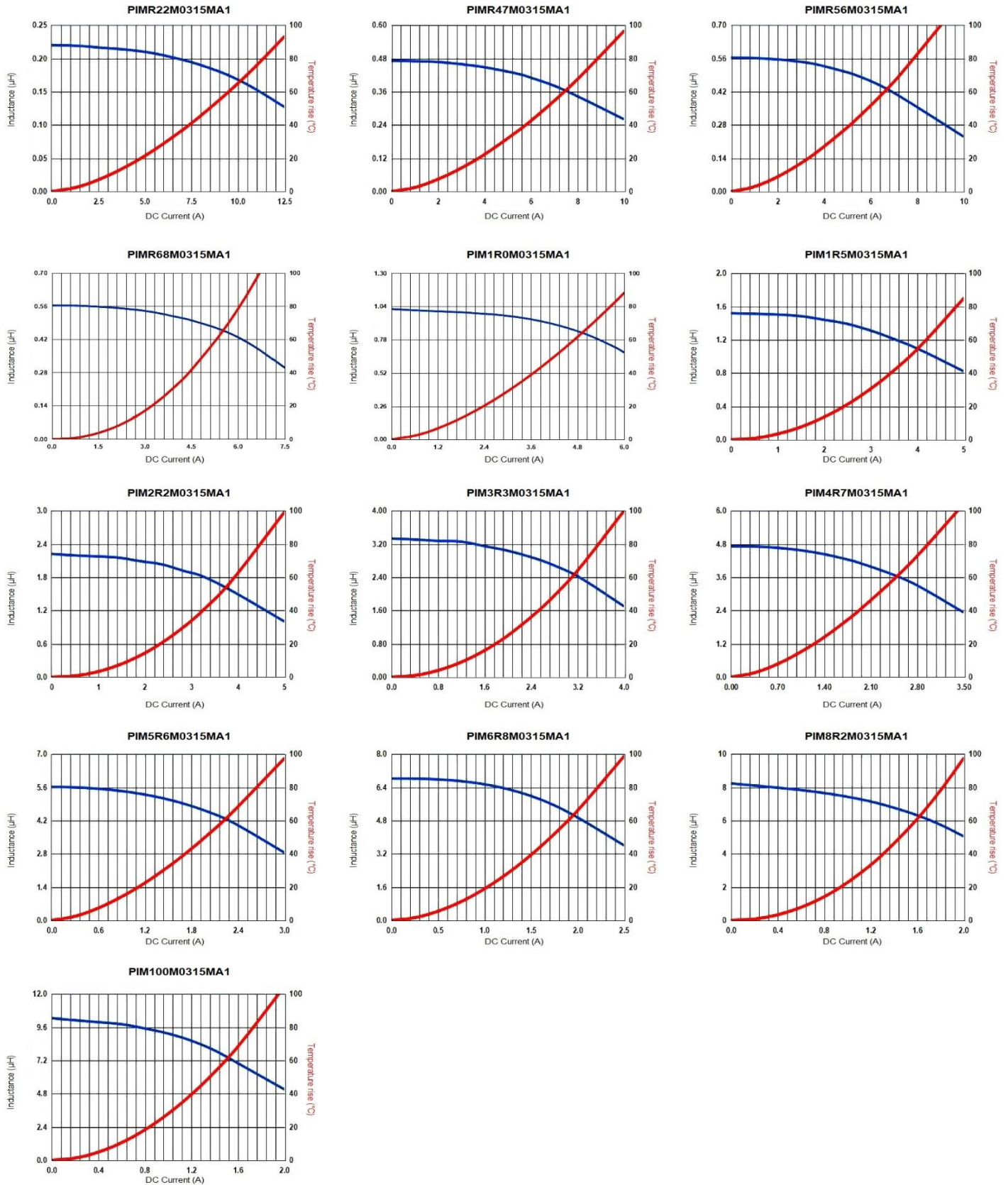
Size Code	A	B	C	D	E	L	G	H
0315	3.5±0.20	3.2±0.20	1.3±0.2	0.7±0.20	1.2±0.20	4.1	1.9	1.45

Molded Power Inductor High Current AEC-Q200

PIM-0315MA1 series

MERITEK

CHARACTERISTIC CURVES



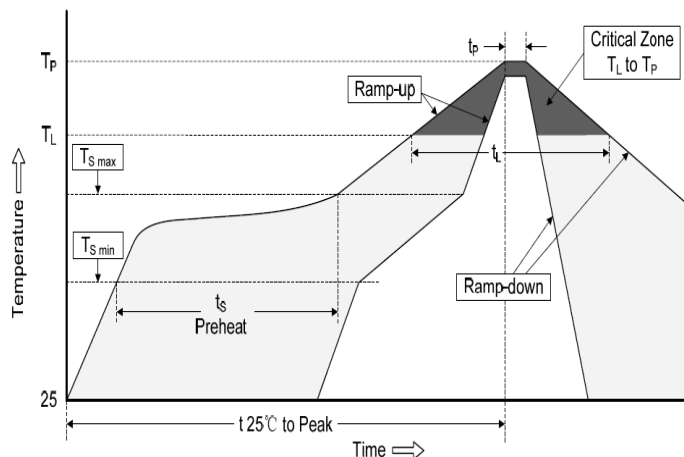
Molded Power Inductor High Current AEC-Q200

PIM-0315MA1 series

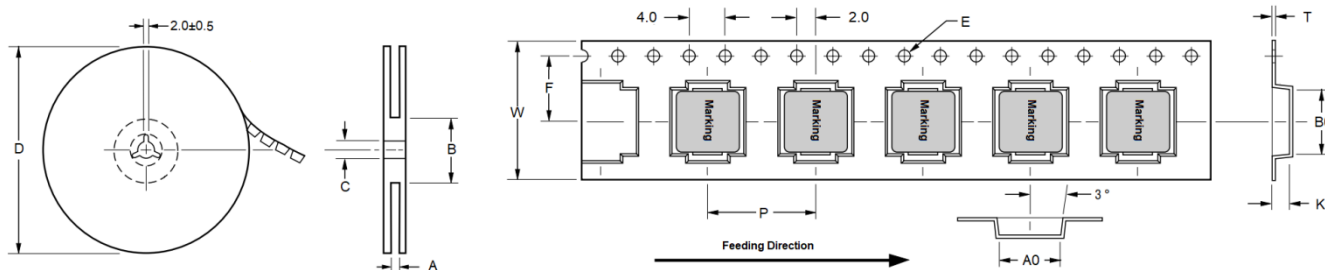
MERITEK

RECOMMENDED SOLDERING PROFILES

Reflow Condition		
Pre Heat	Temp. Min $T_{s(min)}$	150°C
	Temp. Max $T_{s(max)}$	200°C
	Time (min. to max.) (t_s)	60~120 seconds
Average ramp up rate $T_{s(max)}$ to T_L		3°C/second max.
Average ramp up rate T_L to peak		3°C/second max.
Reflow	Temp. (T_L)	217°C
	Time (min. to max.) (t_L)	60~150 seconds
Peak Temperature (T_P)		245°C
Time within 5°C of actual peak Temperature (t_p)		10 seconds
Ramp-down Rate		6°C/second max.
Reflow Times		3 times max.



PACKAGING DIMENSION



Size Code	Reel Dimension (mm)				Tape Dimensions (mm)								Qty 13"
	A +2/-0	B ±2.0	C ±0.5	D	W ±0.3	F ±0.1	P ±0.1	E ±0.1	A0 ±0.1	B0 ±0.1	K0 ±0.1	T ±0.05	
0312	12.4	100	13.5	330	12.0	5.5	8.0	1.5	3.5	3.8	1.5	0.35	4000
0315	12.4	100	13.5	330	12.0	5.5	8.0	1.5	3.5	3.8	1.8	0.35	4000
0320	12.4	100	13.5	330	12.0	5.5	8.0	1.5	3.5	3.8	2.3	0.35	3000
0412	12.4	100	13.5	330	12.0	5.5	8.0	1.5	4.4	5.0	1.5	0.35	4000
0415	12.4	100	13.5	330	12.0	5.5	8.0	1.5	4.4	5.0	1.8	0.35	4000
0418	12.4	100	13.5	330	12.0	5.5	8.0	1.5	4.4	5.0	2.1	0.35	3000
0420	12.4	100	13.5	330	12.0	5.5	8.0	1.5	4.4	5.0	2.3	0.35	3000
0512	12.4	100	13.5	330	12.0	5.5	8.0	1.5	5.5	6.2	1.5	0.35	4000
0515	12.4	100	13.5	330	12.0	5.5	8.0	1.5	5.5	6.2	1.8	0.35	3500
0518	12.4	100	13.5	330	12.0	5.5	8.0	1.5	5.5	6.2	2.1	0.35	3000
0520	12.4	100	13.5	330	12.0	5.5	8.0	1.5	5.5	6.2	2.3	0.35	3000
0530 (053P)	12.4	100	13.5	330	12.0	5.5	8.0	1.5	5.5	6.2	3.3	0.35	2000
053T	16.4	100	13.5	330	16.0	7.5	12.0	1.5	5.1	5.4	3.3	0.35	1000

Molded Power Inductor High Current AEC-Q200

PIM-0315MA1 series

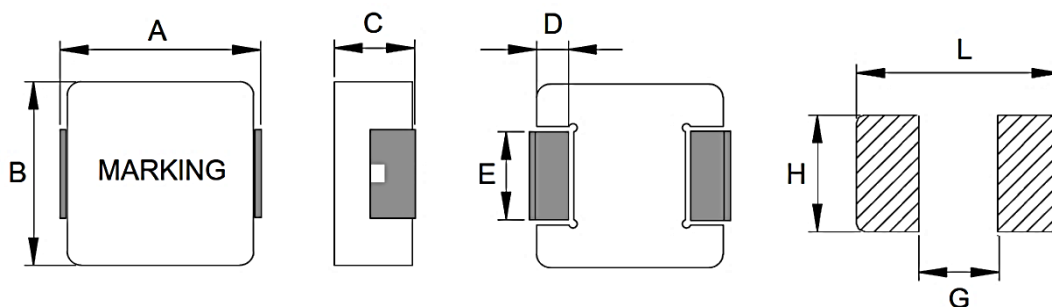
MERITEK

PART NUMBERING SYSTEM

PIM (1) **R47** (2) **M** (3) **0315** (4) **MA1** (5)

No	item	Code	Description	
(1)	Product Code	PIM	Power Inductor Series, Molded Surface Mount Type	
(2)	Inductance	R47	R47: 0.47 μ H	2R2: 2.2 μ H, 100: 10 μ H
(3)	Tolerance	M	M: \pm 20%	N: \pm 30%
(4)	Size Code	0315	0315: 3.5x1.3mm	Width x Height (mm)
(5)	Series Code	MA1	High Current AEC-Q200	Internal control or project reference

DIMENSIONS – PIM-MA1 series



(Unit: mm)

Size Code	A	B	C	D	E	L	G	H
0312	3.5 \pm 0.20	3.2 \pm 0.20	1.0 \pm 0.2	0.7 \pm 0.20	1.2 \pm 0.20	4.1	1.9	1.45
0315	3.5 \pm 0.20	3.2 \pm 0.20	1.3 \pm 0.2	0.7 \pm 0.20	1.2 \pm 0.20	4.1	1.9	1.45
0320	3.5 \pm 0.20	3.2 \pm 0.20	1.8 \pm 0.2	0.7 \pm 0.20	1.2 \pm 0.20	4.1	1.9	1.45
0412	4.45 \pm 0.25	4.06 \pm 0.25	1.0 \pm 0.2	0.76 \pm 0.30	2.0 \pm 0.20	5.2	2.2	2.4
0415	4.45 \pm 0.25	4.06 \pm 0.25	1.3 \pm 0.2	0.76 \pm 0.30	2.0 \pm 0.20	5.2	2.2	2.4
0418	4.45 \pm 0.25	4.06 \pm 0.25	1.6 \pm 0.2	0.76 \pm 0.30	2.0 \pm 0.20	5.2	2.2	2.3
0420	4.45 \pm 0.25	4.06 \pm 0.25	1.8 \pm 0.2	0.76 \pm 0.30	2.0 \pm 0.20	5.2	2.2	2.4
0512	5.7 \pm 0.30	5.2 \pm 0.20	1.0 \pm 0.2	1.1 \pm 0.30	2.5 \pm 0.30	6.2	2.2	2.8
0515	5.7 \pm 0.30	5.2 \pm 0.20	1.3 \pm 0.2	1.1 \pm 0.30	2.5 \pm 0.30	6.2	2.2	2.8
0518	5.7 \pm 0.30	5.2 \pm 0.20	1.6 \pm 0.2	1.1 \pm 0.30	2.5 \pm 0.30	6.2	2.2	2.8
0520	5.7 \pm 0.30	5.2 \pm 0.20	1.8 \pm 0.2	1.1 \pm 0.30	2.5 \pm 0.30	6.2	2.2	2.8
0530	5.7 \pm 0.30	5.2 \pm 0.20	2.8 \pm 0.2	1.1 \pm 0.30	1.5 \pm 0.20	6.2	2.5	1.8
053P	5.7 \pm 0.30	5.2 \pm 0.20	2.8 \pm 0.2	1.1 \pm 0.30	2.5 \pm 0.30	6.5	2.5	2.8
053T	4.9 \pm 0.30	4.7 \pm 0.20	2.8 \pm 0.2	1.0 \pm 0.30	1.5 \pm 0.30	7.0	3.0	2.5

*Specifications subject to change without notice.