

# ESD Suppressor 5V 4-Unidirectional SOT-353

ME54U28S353

MERITEK

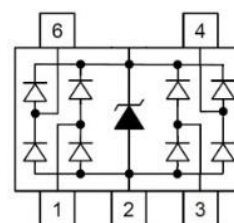
## FEATURE

- IEC 61000-4-2 ESD:  $\pm 17\text{KV}$  (Air)  $\pm 12\text{KV}$  (Contact)
- IEC 61000-4-4 EFT: 40A (5/50ns)
- IEC 61000-4-5 Lightning: 5A (8/20 $\mu\text{s}$ )
- ESD Protection for four Unidirectional Channels
- Low Leakage Current, Maximum 1 $\mu\text{A}$  at Rated Voltage



## APPLICATION

- Monitors and Flat Panel Display Notebook Computers
- USB 2.0 Data Line Protection
- Video Graphics Cards
- Digital Video Interface (DVI)
- Control Signal Line Protection



## MAXIMUM RATINGS AND CHARACTERISTICS

Parameter	Symbol	Value	Unit
ESD Voltage (Contact discharge)	$V_{ESD}$	$\pm 12$	KV
ESD Voltage (Air discharge)		$\pm 17$	
Operating & Storage Temperature Range	$T_J, T_{STG}$	-55~+150	$^{\circ}\text{C}$

## ELECTRICAL CHARACTERISTICS

Parameter	Condition	Symbol	Min.	Typ.	Max.	Unit
Reverse Stand-Off Voltage	--	$V_{RWM}$	--	--	5	V
Reverse Breakdown Voltage	$V_{BR}=1\text{mA}$	$V_{BR}$	6	--	9	V
Reverse Leakage Current	$V_R=5\text{V}$	$I_R$	--	--	1	$\mu\text{A}$
Clamping Voltage	$I_{PP}=1\text{A}$ , $t_p=8/20\mu\text{s}$ , Any I/O pins to GND	$V_C$	--	--	15	V
	$I_{PP}=5\text{A}$ , $t_p=8/20\mu\text{s}$ , Any I/O pin to GND		--	--	28	
Off State Junction Capacitance	$V_{dc}=0$ , Bias, $f=1\text{MHz}$ , Between any I/O pins to GND	$C_J$	--	--	0.8	pF
	$V_{dc}=0$ , Bias, $f=1\text{MHz}$ , Between any I/O pins		--	--	0.4	

Notes:

1.  $T_J=25^{\circ}\text{C}$  unless otherwise specified

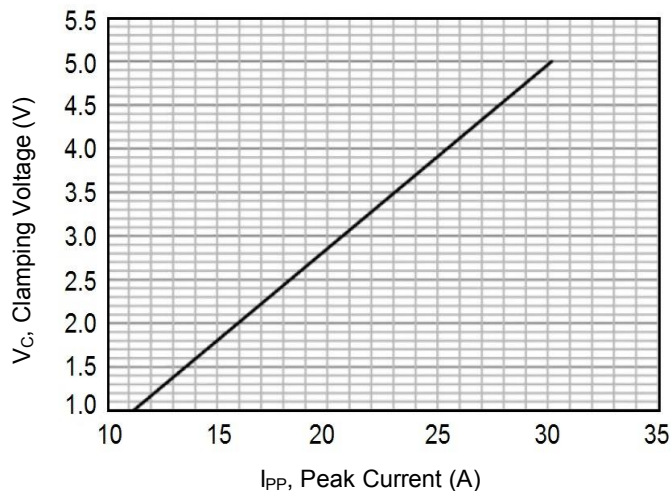
# ESD Suppressor 5V 4-Unidirectional SOT-353

ME54U28S353

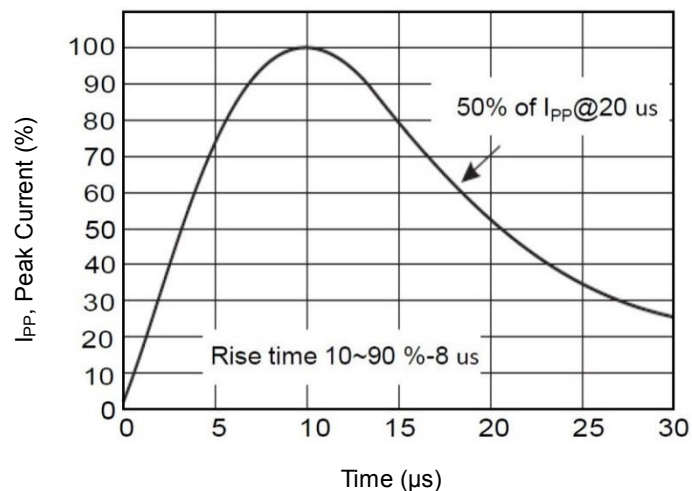
MERITEK

## CHARACTERISTIC CURVES

Typical Peak Clamping Voltage

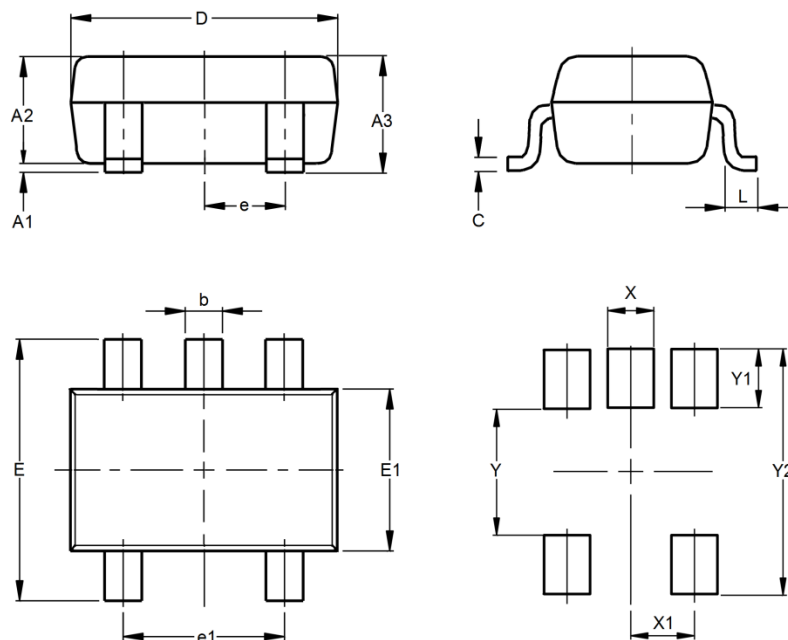


Pulse Waveform



## DIMENSIONS AND RECOMMENDED LAND PATTERN

Item	Min (mm)	Max (mm)
A1	-	0.10
A2	0.80	1.00
A3	-	1.10
b	0.15	0.30
C	0.08	0.25
D	1.90	2.20
e	0.55	0.75
e1	1.20	1.40
E	2.00	2.20
E1	1.15	1.35
L	0.15	0.45
Y	1.25	1.25
Y1	0.60	0.60
Y2	2.30	2.30
X	0.42	0.42
X1	0.65	0.65



\*Specifications subject to change without notice.