


ESD Suppressor 5V 2-Bidirectional SOIC-08

ME52B9V8SO8

MERITEK

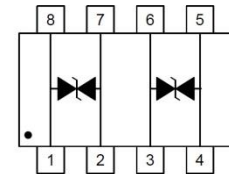
FEATURE

- IEC 61000-4-2 ESD: $\pm 30\text{KV}$ (Air) $\pm 30\text{KV}$ (Contact)
- ESD Protection for two Bidirectional Channels
- Low Leakage Current
- Low Operating and Clamping Voltage
- Solid-State Silicon-Avalanche Technology



APPLICATION

- 10/100/1000 Ethernet
- USB 2.0 and 3.0 Interface
- Personal Digital Assistants (PDA)
- Serial ATA Protection
- Digital Visual Interface (DVI)



MAXIMUM RATINGS AND CHARACTERISTICS

Parameter	Symbol	Value	Unit
ESD Voltage (Contact discharge)	V_{ESD}	± 30	KV
ESD Voltage (Air discharge)		± 30	
Peak Pulse Power ($t_p=8/20\mu s$)	P_{PP}	200	W
Lead Soldering Temperature (10 Seconds)	T_L	260	$^{\circ}\text{C}$
Operating & Storage Temperature Range	T_J, T_{STG}	-55~+150	$^{\circ}\text{C}$

ELECTRICAL CHARACTERISTICS

Parameter	Condition	Symbol	Min.	Typ.	Max.	Unit
Reverse Stand-Off Voltage	--	V_{RWM}	--	--	5	V
Reverse Breakdown Voltage	$I_{BR}=1\text{mA}$	V_{BR}	6	--	--	V
Reverse Leakage Current	$V_R=5\text{V}$	I_R	--	--	1	μA
Clamping Voltage	$I_{PP}=1\text{A}, t_p=8/20\mu s$	V_C	--	9.8	--	V
	$I_{PP}=12\text{A}, t_p=8/20\mu s$		--	15	--	
Off State Junction Capacitance	$V_{dc}=0, f=1\text{MHz}$	C_J	--	1.5	2.0	pF

Notes: $T_A=25^{\circ}\text{C}$ unless otherwise specified.

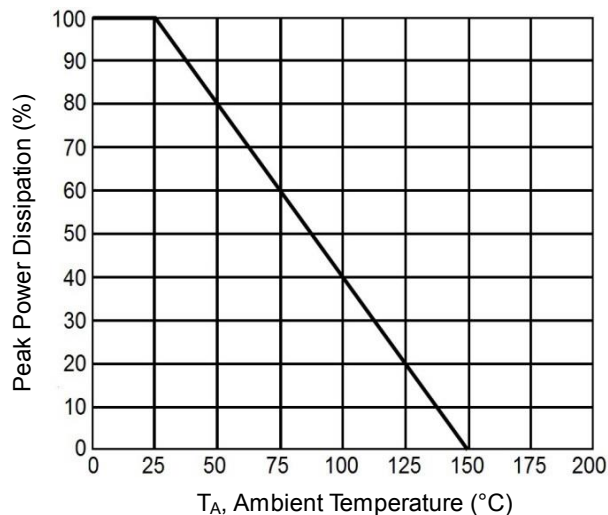
ESD Suppressor 5V 2-Bidirectional SOIC-08

ME52B9V8S08

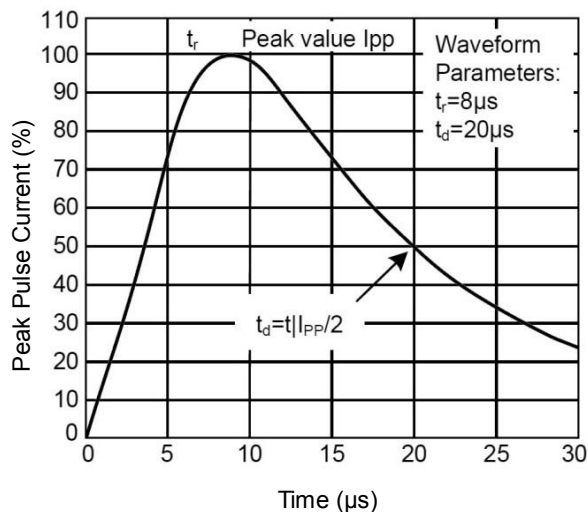
MERITEK

CHARACTERISTIC CURVES

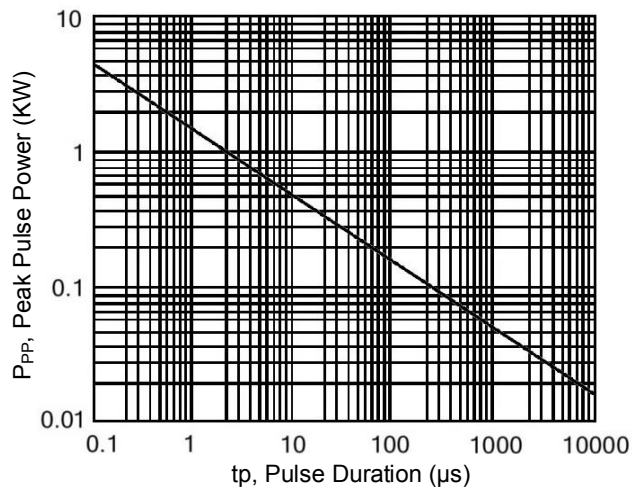
Derating Curve



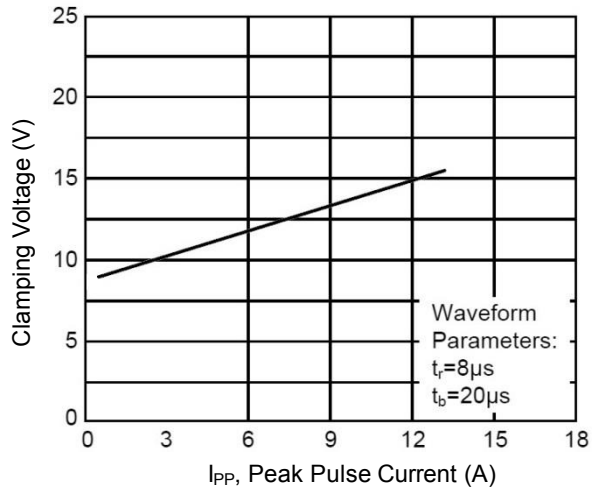
Pulse Waveforms



Non-Repetitive Peak Pulse vs. Pulse Time



Clamping Voltage vs. Peak Pulse Current



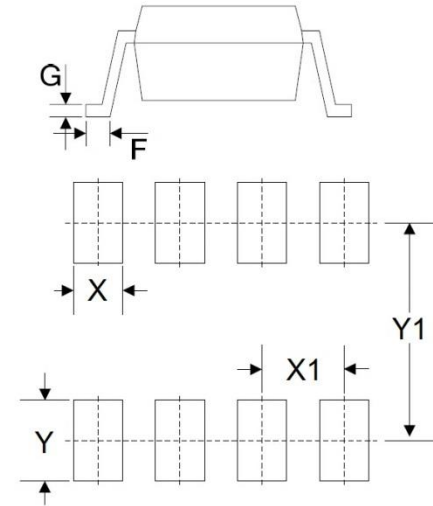
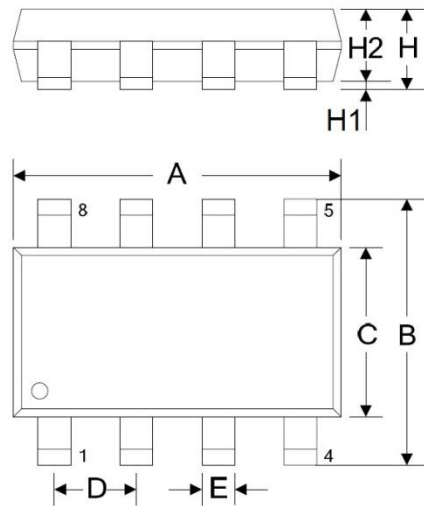
ESD Suppressor 5V 2-Bidirectional SOIC-08

ME52B9V8SO8

MERITEK

DIMENSIONS AND RECOMMENDED LAND PATTERN

Item	Min (mm)	Max (mm)
A	4.80	5.00
B	5.80	6.20
C	3.80	4.00
D	1.27	1.27
E	0.33	0.51
F	0.40	1.27
G	0.19	0.25
H	1.35	1.75
H1	0.10	0.25
H2	1.45	1.45
X	0.73	0.73
X1	1.27	1.27
Y	1.20	1.20
Y1	6.60	6.60



*Specifications subject to change without notice.