


# ESD Suppressor 30V Bidirectional SOD-323G

ME301B45S323G

MERITEK

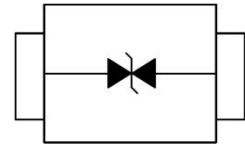
## FEATURE

- IEC 61000-4-2 ESD:  $\pm 15\text{KV}$  (Air)  $\pm 8\text{KV}$  (Contact)
- ESD Protection for one Bidirectional Channel
- Low Leakage Current



## APPLICATION

- Cellular Handsets & Accessories
- Personal Digital Assistants (PDAs)
- Notebooks & Handhelds
- Mobile Phones
- Peripherals



## MAXIMUM RATINGS AND CHARACTERISTICS

Parameter	Symbol	Value	Unit
ESD Voltage (Contact discharge)	$V_{ESD}$	$\pm 8$	KV
ESD Voltage (Air discharge)		$\pm 15$	
Peak Pulse Current ( $t_p=8/20\mu\text{s}$ )	$I_{PP}$	3	A
Operating & Storage Temperature Range	$T_J, T_{STG}$	-55~+150	$^{\circ}\text{C}$

## ELECTRICAL CHARACTERISTICS

Parameter	Condition	Symbol	Min.	Typ.	Max.	Unit
Reverse Stand-Off Voltage	--	$V_{RWM}$	--	--	30	V
Reverse Breakdown Voltage	$I_{BR}=1\text{mA}$	$V_{BR}$	32	--	--	V
Reverse Leakage Current	$V_R=30\text{V}$	$I_R$	--	--	1	$\mu\text{A}$
Clamping Voltage	$I_{PP}=1\text{A}, t_p=8/20\mu\text{s}$	$V_C$	--	45	--	V
	$I_{PP}=3\text{A}, t_p=8/20\mu\text{s}$		--	50	--	
Off State Junction Capacitance	$V_{dc}=0, f=1\text{MHz}$	$C_J$	--	--	20	pF

Notes:

1.  $T_J=25^{\circ}\text{C}$  unless otherwise specified

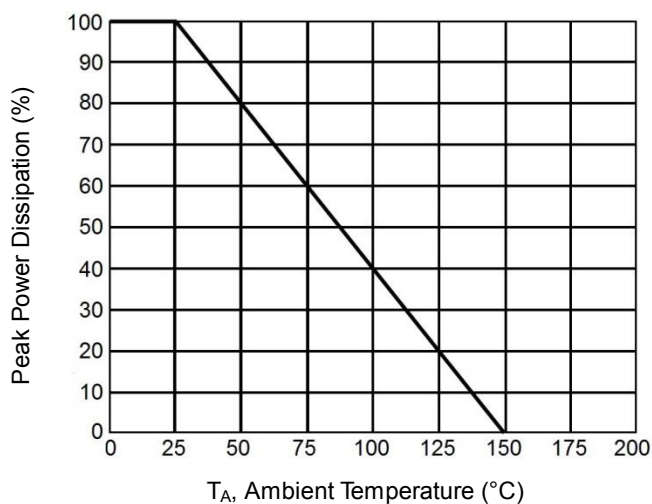
# ESD Suppressor 30V Bidirectional SOD-323G

ME301B45S323G

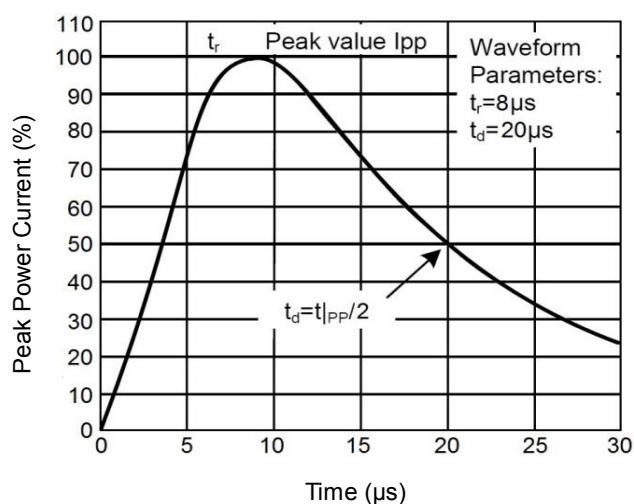
MERITEK

## CHARACTERISTIC CURVES

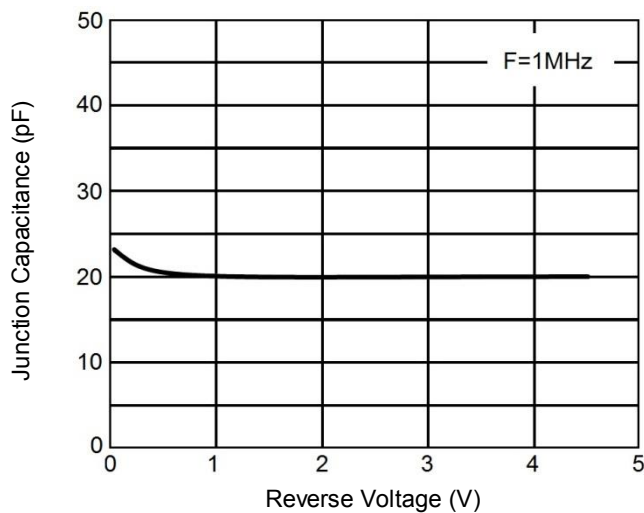
Derating Curve



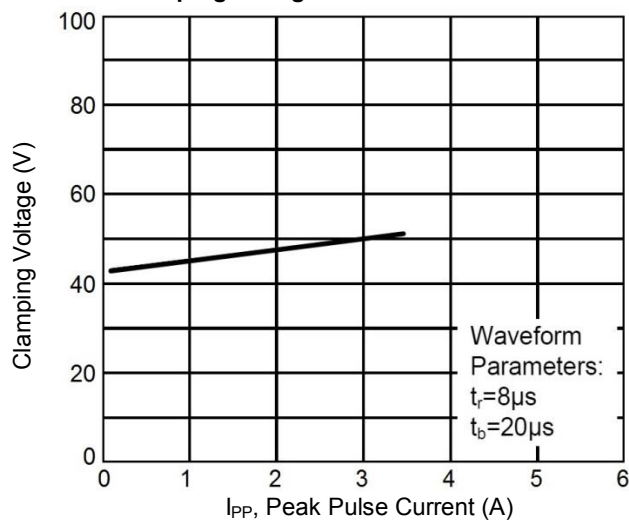
Pulse Waveforms



Capacitance vs. Reverse Voltage

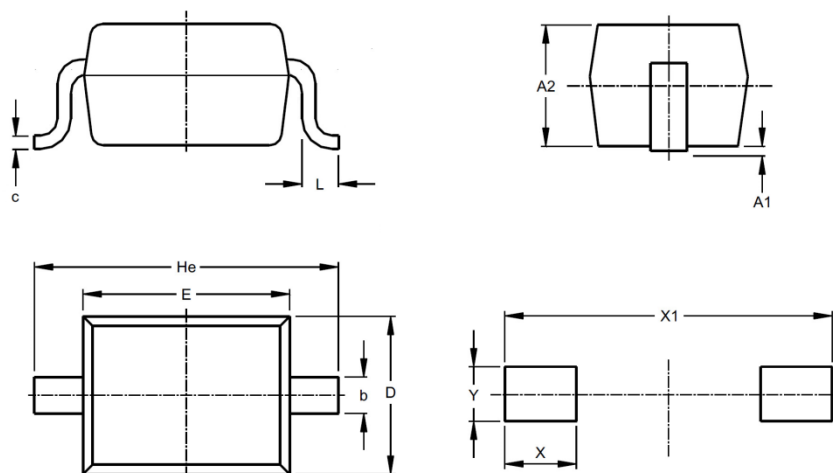


Clamping Voltage vs. Peak Pulse Current



## DIMENSIONS AND RECOMMENDED LAND PATTERN

Item	Min (mm)	Max (mm)
A	0.80	1.10
A1	-	0.10
b	-	0.35
C	0.11	0.20
D	1.15	1.35
E	1.60	1.80
He	2.40	2.60
L	0.20	-
X	0.50	0.50
X1	2.80	2.80
Y	0.60	0.60



\*Specifications subject to change without notice.