

ESD Suppressor


3.3V 4-Unidirectional SOIC-08

ME3V34U7V5S08

MERITEK

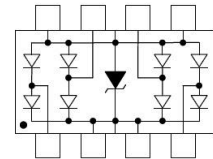
FEATURE

- IEC 61000-4-2 ESD: $\pm 30\text{KV}$ (Air) $\pm 30\text{KV}$ (Contact)
- ESD Protection for four Unidirectional Channels
- Low Leakage Current
- Low Capacitance and Clamping Voltage
- Solid-State Silicon-Avalanche Technology



APPLICATION

- Ethernet 10/100/Base T
- Firewire & USB Protection
- Set Top Box (STB) Protection
- Video Card (DVI) Protection
- IC Bus Protection



MAXIMUM RATINGS AND CHARACTERISTICS

Parameter	Symbol	Value	Unit
ESD Voltage (Contact discharge)	V_{ESD}	± 30	KV
ESD Voltage (Air discharge)		± 30	
Peak Pulse Current ($t_p=8/20\mu s$)	I_{PP}	25	A
Operating & Storage Temperature Range	T_J, T_{STG}	-55~+150	$^{\circ}\text{C}$

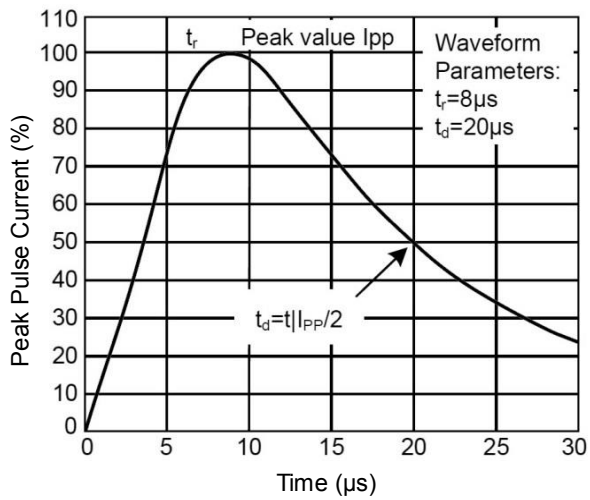
ELECTRICAL CHARACTERISTICS

Parameter	Condition	Symbol	Min.	Typ.	Max.	Unit
Reverse Stand-Off Voltage	--	V_{RWM}	--	--	3.3	V
Reverse Breakdown Voltage	$I_{BR}=1\text{mA}$	V_{BR}	3.5	--	--	V
Reverse Leakage Current	$V_R=3.3\text{V}$, Each I/O pin	I_R	--	--	1	μA
Clamping Voltage	$I_{PP}=1\text{A}$, $t_p=8/20\mu s$	V_C	--	7.5	--	V
	$I_{PP}=5\text{A}$, $t_p=8/20\mu s$		--	9.8	--	
	$I_{PP}=25\text{A}$, $t_p=8/20\mu s$		--	25	--	
Off State Junction Capacitance	$V_{dc}=0$, $f=1\text{MHz}$, Between I/O pins and GND	C_J	--	--	5	pF

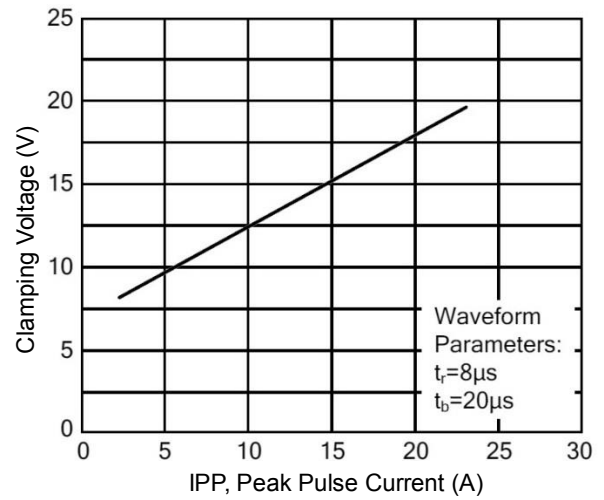
Notes: $T_J=25^{\circ}\text{C}$ unless otherwise specified.

CHARACTERISTIC CURVES

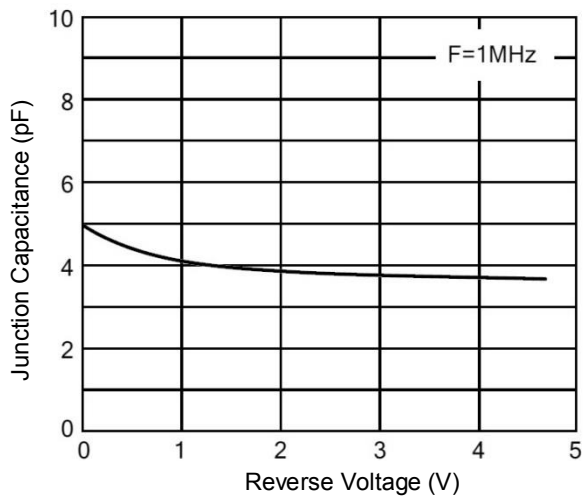
Pulse Waveforms



Clamping Voltage vs. Peak Pulse Current



Capacitance vs. Reverse Voltage



ESD Suppressor

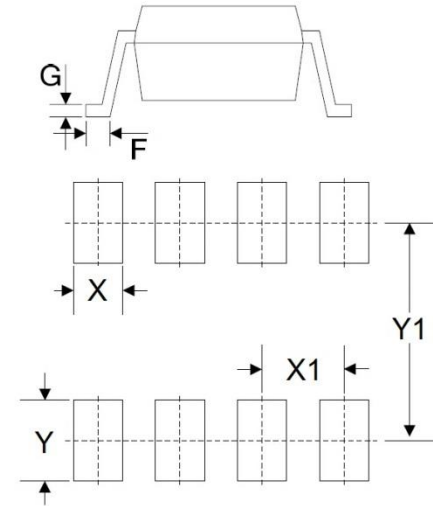
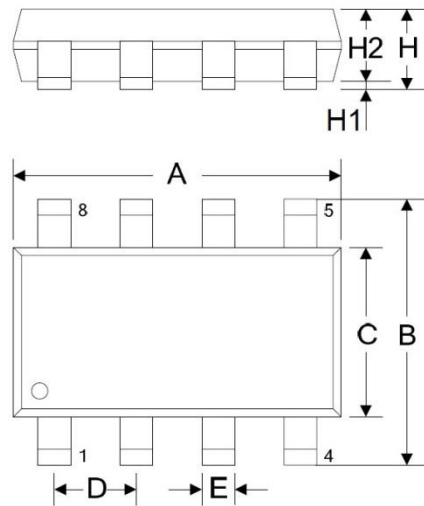
3.3V 4-Unidirectional SOIC-08

ME3V34U7V5S08

MERITEK

DIMENSIONS AND RECOMMENDED LAND PATTERN

Item	Min (mm)	Max (mm)
A	4.80	5.00
B	5.80	6.20
C	3.80	4.00
D	1.27	1.27
E	0.33	0.51
F	0.40	1.27
G	0.19	0.25
H	1.35	1.75
H1	0.10	0.25
H2	1.45	1.45
X	0.73	0.73
X1	1.27	1.27
Y	1.20	1.20
Y1	6.60	6.60



*Specifications subject to change without notice.