


ESD Suppressor 3.3V Bidirectional DFN1006

ME3V31B5V5D02

MERITEK

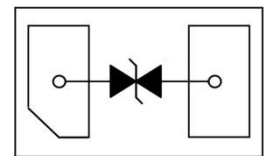
FEATURE

- IEC 61000-4-2 ESD: $\pm 20\text{KV}$ (Air) $\pm 12\text{KV}$ (Contact)
- ESD Protection for one Bidirectional Channel
- Low Clamping Voltage



APPLICATION

- Cell Phone Handsets and Accessories
- Subscriber Identity Module(SIM) Card Protection
- Audio and Video Equipment
- Portable Instrumentation



MAXIMUM RATINGS AND CHARACTERISTICS

Parameter	Symbol	Value	Unit
ESD Voltage (Contact discharge)	V_{ESD}	± 12	KV
ESD Voltage (Air discharge)		± 20	
Peak Pulse Power (tp=8/20 μ s)	P_{PP}	40	W
Operating Temperature Range	T_J	-55~+125	$^{\circ}\text{C}$
Storage Temperature Range	T_{STG}	-55~+150	$^{\circ}\text{C}$

ELECTRICAL CHARACTERISTICS

Parameter	Condition	Symbol	Min.	Typ.	Max.	Unit
Reverse Stand-Off Voltage	--	V_{RWM}	--	--	3.3	V
Reverse Breakdown Voltage	$I_{BR}=1\text{mA}$	V_{BR}	4	--	--	V
Reverse Leakage Current	$V_R=3.3\text{V}$	I_R	--	0.01	1	μA
Clamping Voltage	$I_{PP}=1\text{A}$, tp=8/20 μ s	V_C	--	--	5.5	V
	$I_{PP}=5\text{A}$, tp=8/20 μ s		--	--	8.0	
Off State Junction Capacitance	$V_{dc}=0$, f=1MHz, Between I/O pin and GND	C_J	--	8	10	pF

Notes: $T_A=25^{\circ}\text{C}$ unless otherwise specified

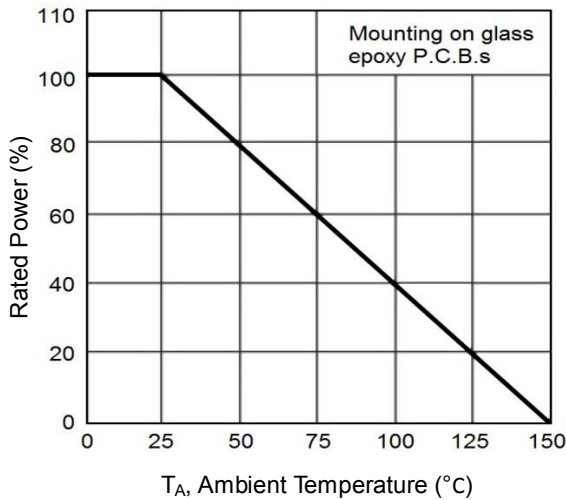
ESD Suppressor 3.3V Bidirectional DFN1006

ME3V31B5V5D02

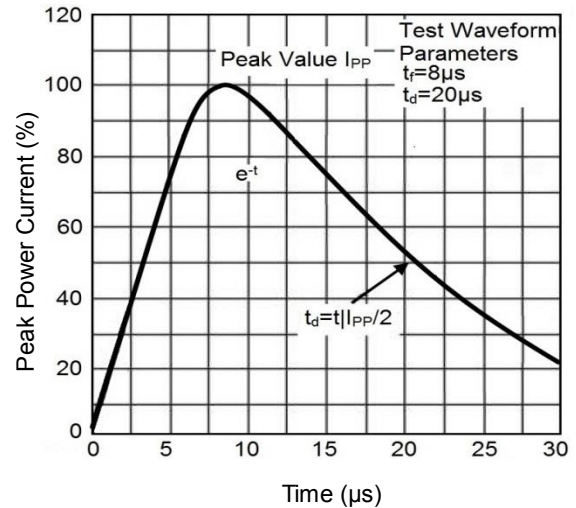
MERITEK

CHARACTERISTIC CURVES

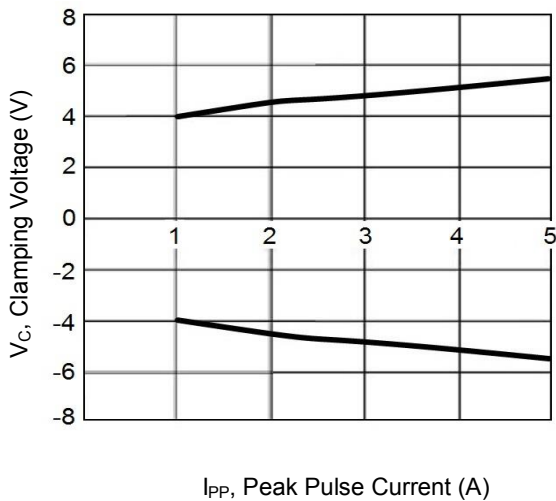
Derating Curve



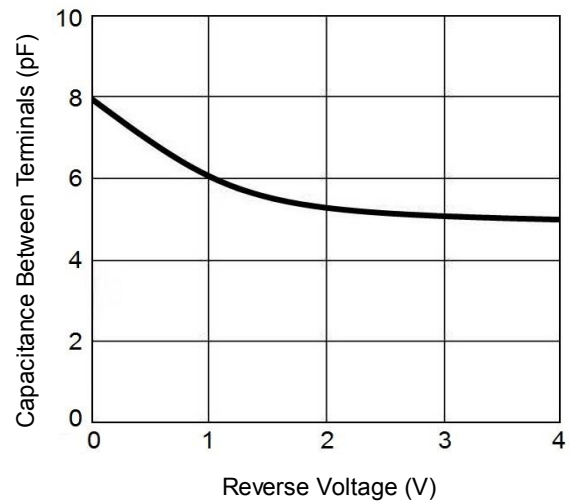
Pulse Waveforms



Clamping Voltage vs. Peak Pulse Current



Capacitance vs. Reverse Voltage



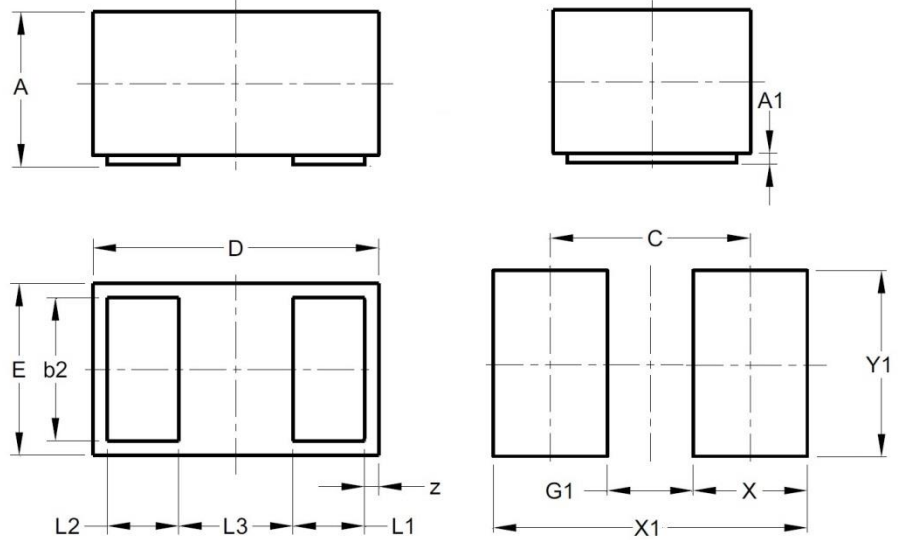
ESD Suppressor 3.3V Bidirectional DFN1006

ME3V31B5V5D02

MERITEK

DIMENSIONS AND RECOMMENDED LAND PATTERN

Item	Min (mm)	Max (mm)
A	0.45	0.55
A1	-	-
b2	0.50	0.50
D	0.95	1.05
E	0.55	0.65
z	-	-
L1	0.35	0.35
L2	0.35	0.35
L3	0.30	0.30
C	0.70	0.70
G1	0.30	0.30
X	0.40	0.40
X1	1.10	1.10
Y1	0.60	0.60



*Specifications subject to change without notice.