

ESD Suppressor 24V Unidirectional DFN1006

ME241U45D02

MERITEK

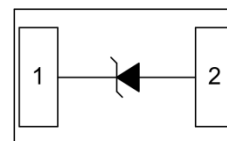
FEATURE

- IEC 61000-4-2 ESD: $\pm 30\text{KV}$ (Air) $\pm 30\text{KV}$ (Contact)
- IEC 61000-4-4 EFT: 40A (5/50ns)
- IEC 61000-4-5 Lightning: 3A (8/20 μs)
- ESD Protection for one Unidirectional Channel
- Low Leakage Current
- Low Clamping Voltage
- Solid-State Silicon-Avalanche Technology



APPLICATION

- Cellular Handsets and Accessories
- Small Panel Modules
- PDA's
- Portable Devices
- Peripherals



MAXIMUM RATINGS AND CHARACTERISTICS

Parameter	Symbol	Value	Unit
ESD Voltage per IEC61000-4-2 (Contact discharge)	V_{ESD}	± 30	KV
ESD Voltage per IEC61000-4-2 (Air discharge)		± 30	KV
Peak Pulse Power Dissipation (tp=8/20 μs)	P_{PP}	100	W
Operating Temperature Range	T_J	-55~+125	$^{\circ}\text{C}$
Storage Temperature Range	T_{STG}	-55~+150	$^{\circ}\text{C}$

ELECTRICAL CHARACTERISTICS

Parameter	Condition	Symbol	Min.	Typ.	Max.	Unit
Reverse Stand-Off Voltage	--	V_{RWM}	--	--	24	V
Reverse Breakdown Voltage	$I_{BR}=1\text{mA}$	V_{BR}	25	--	29	V
Reverse Leakage Current	$V_R=24\text{V}$	I_R	--	--	0.1	μA
Clamping Voltage	$I_{PP}=1\text{A}$, tp=8/20 μs	V_C	--	30	40	V
	$I_{PP}=3\text{A}$, tp=8/20 μs		--	35	--	
Clamping Voltage TLP	$I_{PP}=4\text{A}$, tp=100ns	V_C	--	30.6	--	V
	$I_{PP}=8\text{A}$, tp=100ns		--	32.5	--	
Dynamic Resistance	tp=100ns	R_{DYN}	--	0.48	--	Ω
Off State Junction Capacitance	Vdc=0, f=1MHz	C_J	--	--	50	pF

Notes:

1. $T_J=25^{\circ}\text{C}$ unless otherwise specified

2. Transmission Line Pulse (TLP) test condition: $Z_0=50\Omega$, tp=100ns

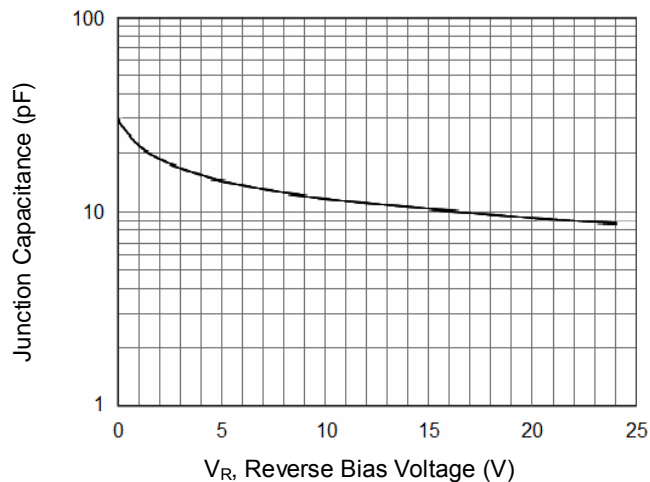
ESD Suppressor 24V Unidirectional DFN1006

ME241U45D02

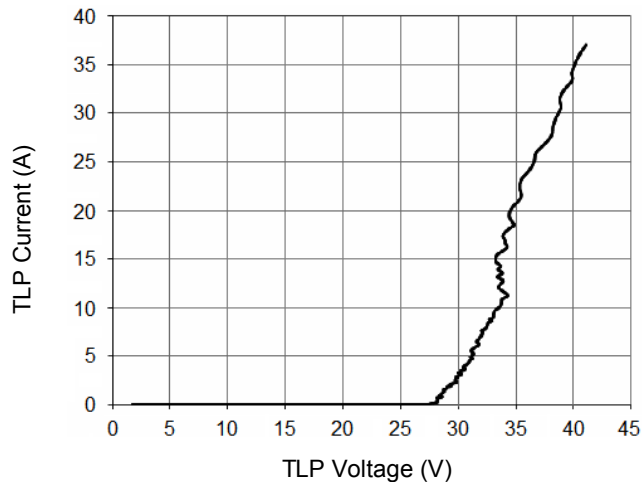
MERITEK

CHARACTERISTIC CURVES

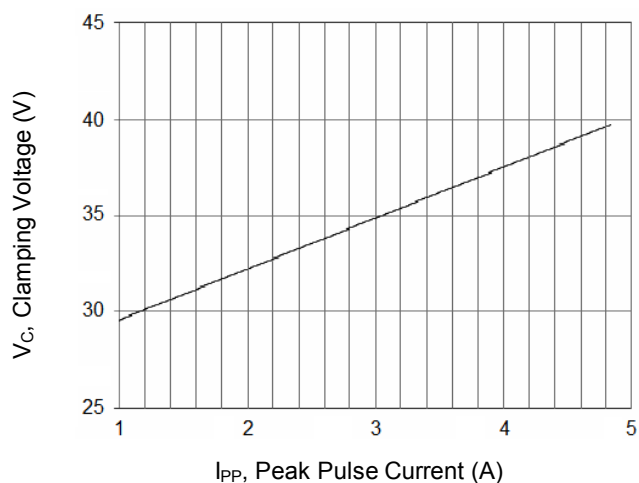
Typical Junction Capacitance



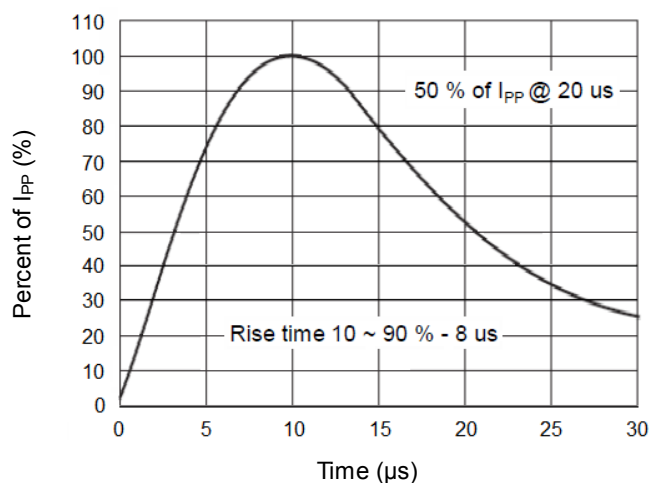
TLP Measurement



Typical Peak Clamping Voltage



Pulse Waveform



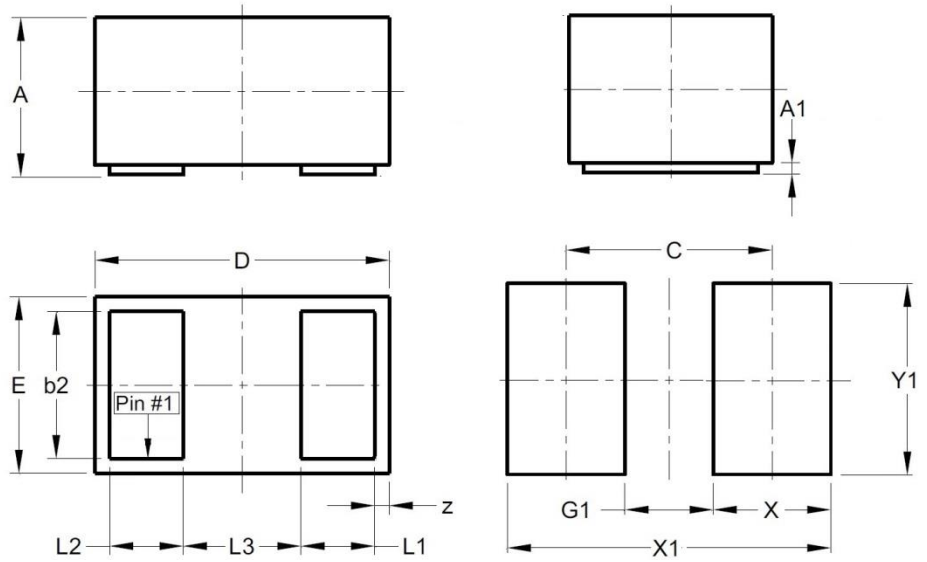
ESD Suppressor 24V Unidirectional DFN1006

ME241U45D02

MERITEK

DIMENSIONS AND RECOMMENDED LAND PATTERN

Item	Min (mm)	Max (mm)
A	0.45	0.55
A1	-	0.05
b2	0.45	0.55
D	0.95	1.05
E	0.55	0.65
z	0.10	0.10
L1	0.20	0.30
L2	0.20	0.30
L3	0.40	0.40
C	0.70	0.70
G1	0.30	0.30
X	0.40	0.40
X1	1.10	1.10
Y1	0.60	0.60



*Specifications subject to change without notice.