


ESD Suppressor 15V 5-Unidirectional SOT-23-6

ME155U24S236

MERITEK

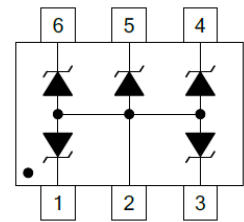
FEATURE

- IEC 61000-4-2 ESD: $\pm 30\text{KV}$ (Air) $\pm 30\text{KV}$ (Contact)
- ESD Protection for five Unidirectional Channels
- Low Leakage Current and Clamping Voltage
- Solid-State Silicon-Avalanche Technology



APPLICATION

- Cellular Handsets and Accessories
- Personal Digital Assistants (PDA's)
- Notebooks, Desktops and Servers
- Portable Devices
- Peripherals



MAXIMUM RATINGS AND CHARACTERISTICS

Parameter	Symbol	Value	Unit
ESD Voltage (Contact discharge)	V_{ESD}	± 30	KV
ESD Voltage (Air discharge)		± 30	
Peak Pulse Power ($t_p=8/20\mu s$)	P_{PP}	350	W
Operating & Storage Temperature Range	T_J, T_{STG}	-55~+150	$^{\circ}\text{C}$

ELECTRICAL CHARACTERISTICS

Parameter	Condition	Symbol	Min.	Typ.	Max.	Unit
Reverse Stand-Off Voltage	--	V_{RWM}	--	--	15	V
Reverse Breakdown Voltage	$I_{BR}=1\text{mA}$	V_{BR}	16.7	--	--	V
Reverse Leakage Current	$V_R=15\text{V}$, Each I/O pin	I_R	--	--	5	μA
Clamping Voltage	$I_{PP}=5\text{A}$, $t_p=8/20\mu s$	V_C	--	--	24	V
	$I_{PP}=10\text{A}$, $t_p=8/20\mu s$		--	--	35	
Off State Junction Capacitance	$V_{dc}=0$, $f=1\text{MHz}$, Between I/O pins	C_J	--	70	--	pF

Notes:

1. $T_J=25^{\circ}\text{C}$ unless otherwise specified

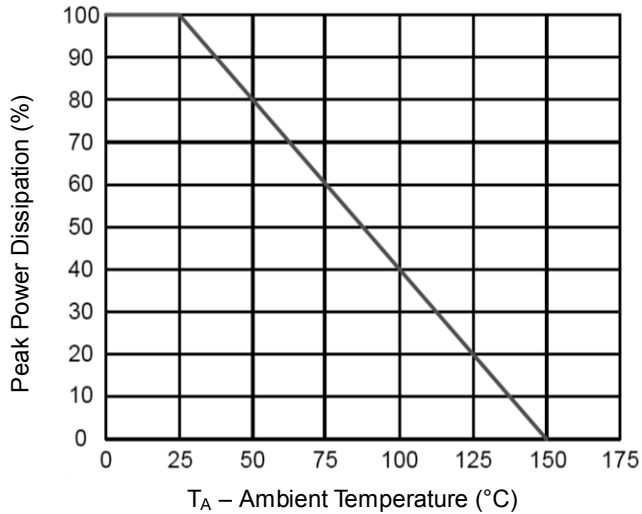
ESD Suppressor 15V 5-Unidirectional SOT-23-6

ME155U24S236

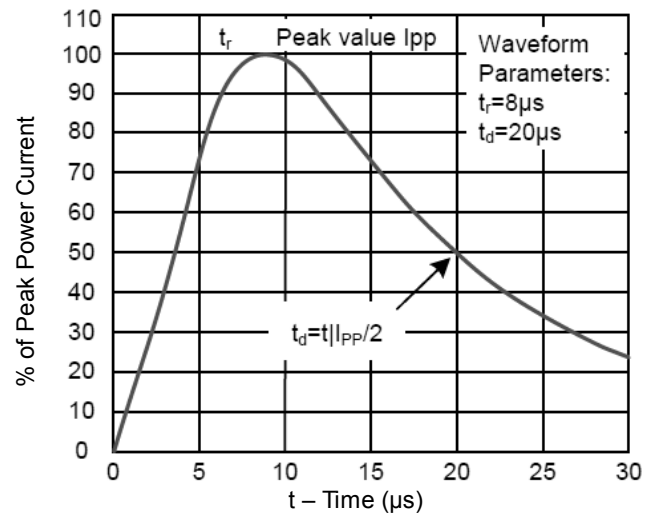
MERITEK

CHARACTERISTIC CURVES

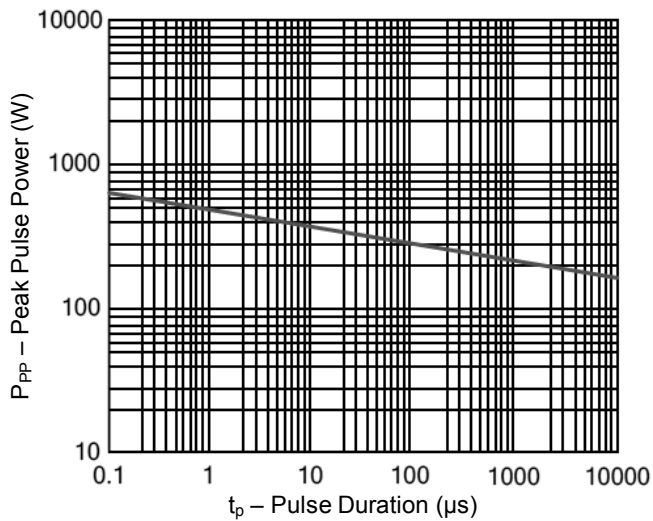
Power Derating Curve



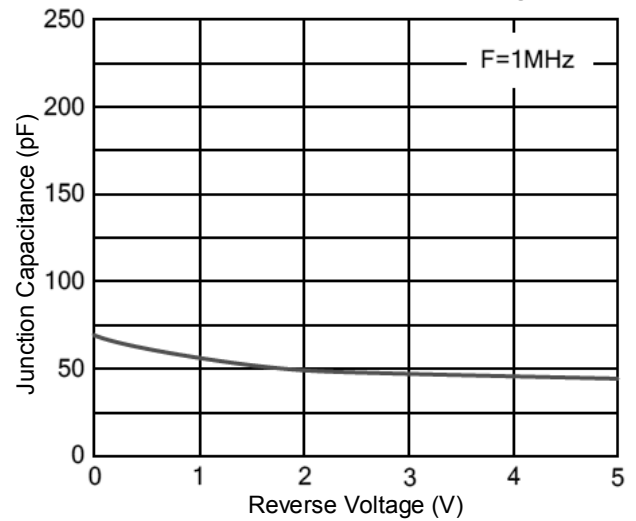
Pulse Waveforms



Non-Repetitive Peak Pulse vs. Pulse Time



Capacitance vs. Reverse Voltage



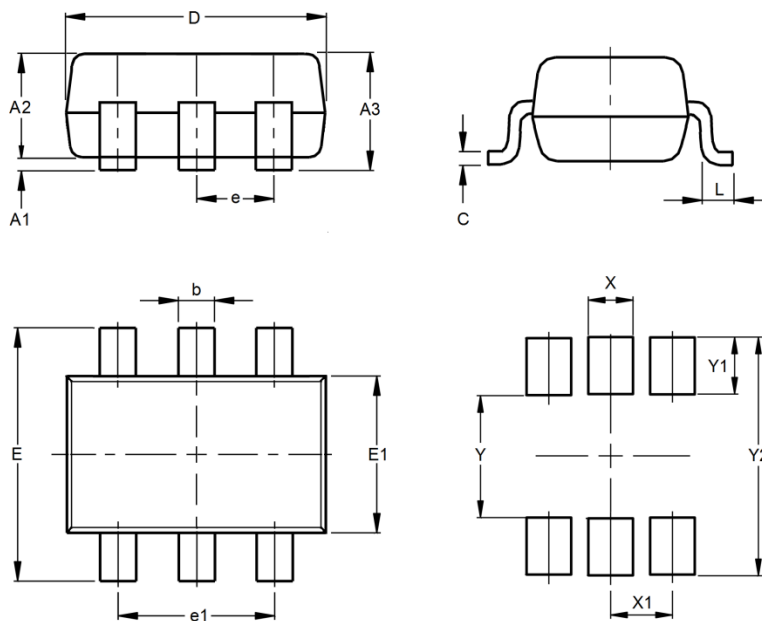
ESD Suppressor 15V 5-Unidirectional SOT-23-6

ME155U24S236

MERITEK

DIMENSIONS AND RECOMMENDED LAND PATTERN

Item	Min (mm)	Max (mm)
A1	0.15	0.15
A2	0.90	1.30
A3	1.45	1.45
b	0.30	0.50
C	0.08	0.22
D	2.80	3.00
e	0.93	0.97
e1	1.90	1.90
E	2.60	3.00
E1	1.50	1.70
L	0.30	0.60
Y	1.60	1.60
Y1	0.79	0.79
Y2	3.10	3.10
X	0.55	0.55
X1	0.94	0.94



*Specifications subject to change without notice.