

Common Mode Filter


2 Line 67~220 Ω 400mA

SIC5-MCI Series

MERITEK

FEATURE

- Operating Temperature: -40°C ~ +85°C
- Chip common mode filter
- Solve EMI problem for high speed differential signal transmission line
- Applications: USB and LVDS



PART NUMBERING SYSTEM

SIC 5 2 67RN A4 MCI
 (1) (2) (3) (4) (5) (6)

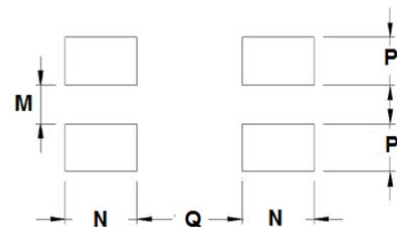
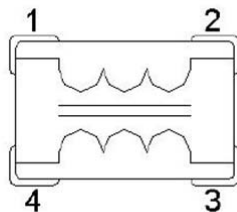
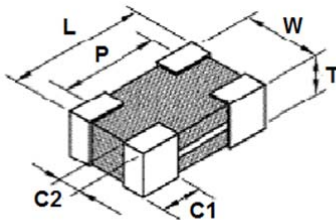


No	Item	Code	Description	Series Reference
(1)	Meritek Series	SIC	Common Mode Filter series	2 Line Chip Type
(2)	Dimension	5	05:0805,2.00x1.25mm	04:0504,1.25x1.00mm; 06:1206,3.20x1.60mm
(3)	Line	2	2: 2 Lines	Number of Lines
(4)	Impedance/Tolerance	67RN	67RN: 67Ω 25%	67~220Ω , -25%~ +25%
(5)	Rated Current	A4	A4:400mA	300~400mA
(6)	Internal Code	MCI	Internal Control Code	Internal or Project Reference

ELECTRICAL CHARACTERISTICS

Part Number	Impedance @100MHz (Ω)	Tolerance (%)	Max DC Resistance (Ω)	Max Rated Current (mA)	Rated Voltage (V)	Withstand Voltage (V)	Insulation Resistance (MΩ) Min.
SIC5267RNA4MCI	67	±25%	0.40	400	10	25	200
SIC5290RNA4MCI	90	±25%	0.40	400	10	25	200
SIC52121NA4MCI	120	±25%	0.40	400	10	25	200
SIC52161NA4MCI	160	±25%	0.50	400	10	25	200
SIC52181NA4MCI	180	±25%	0.50	400	10	25	200
SIC52221NA3MCI	220	±25%	0.50	300	10	25	200

DIMENSIONS AND PCD LAND LAYOUT



Series	L	W	T	P	C1	C2	M	N	P	Q
SIC5-MCI	±0.20	±0.20	±0.10	±0.10	±0.20	±0.20	0.4	0.75	0.5	1.1

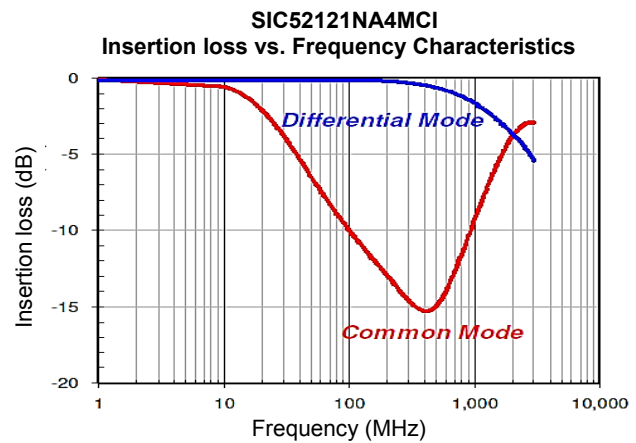
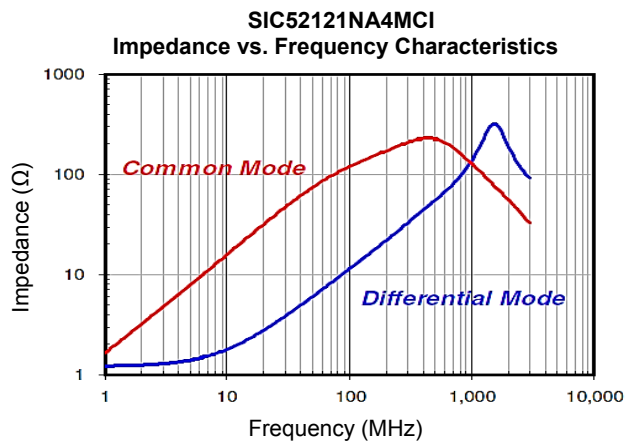
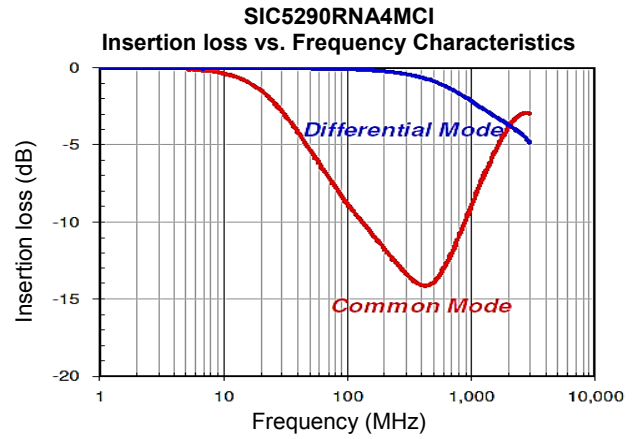
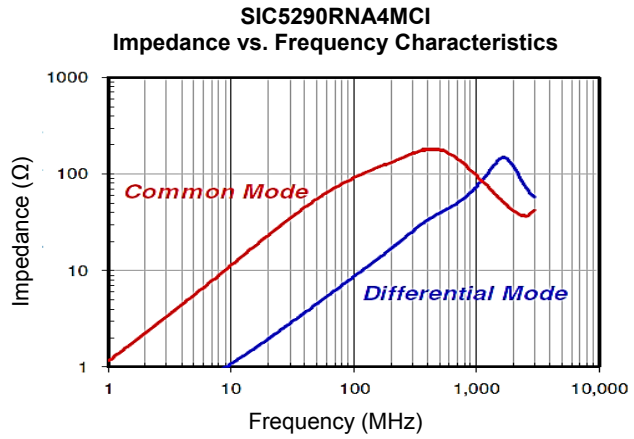
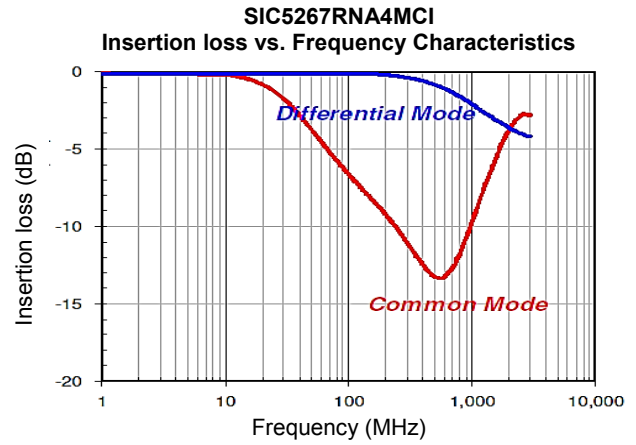
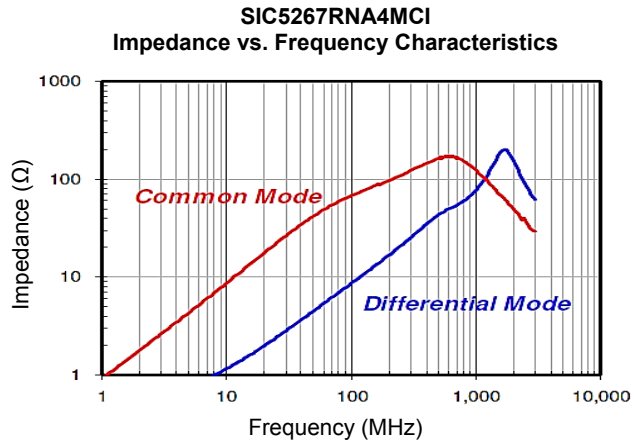
Unit: mm

Common Mode Filter 2 Line 67~220Ω 400mA

SIC5-MCI Series

MERITEK

CHARACTERISTIC CURVES

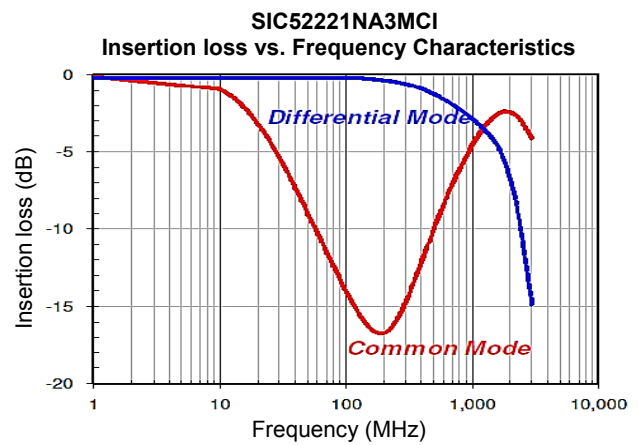
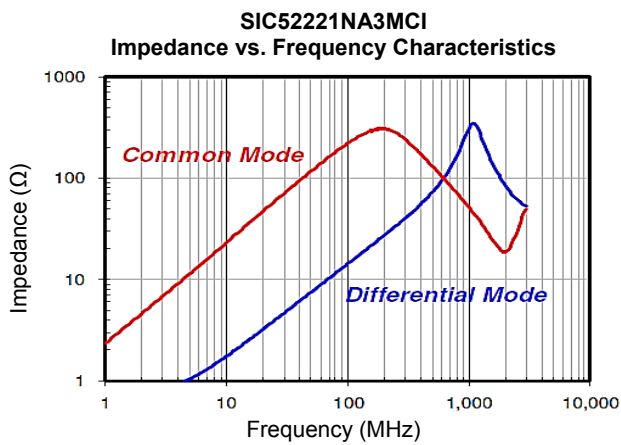
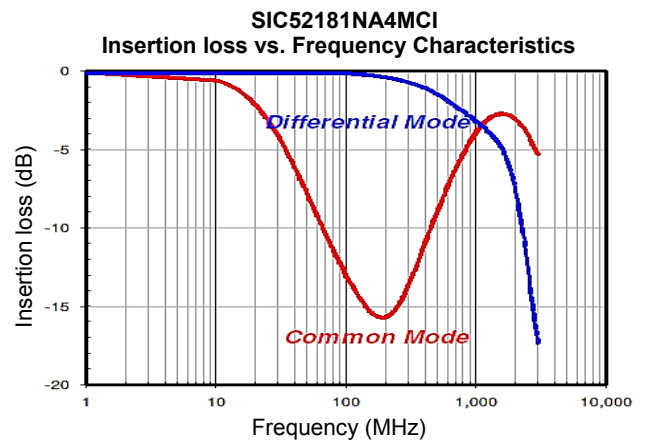
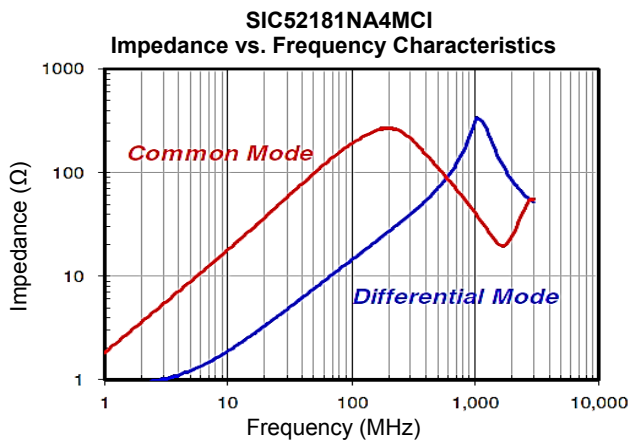
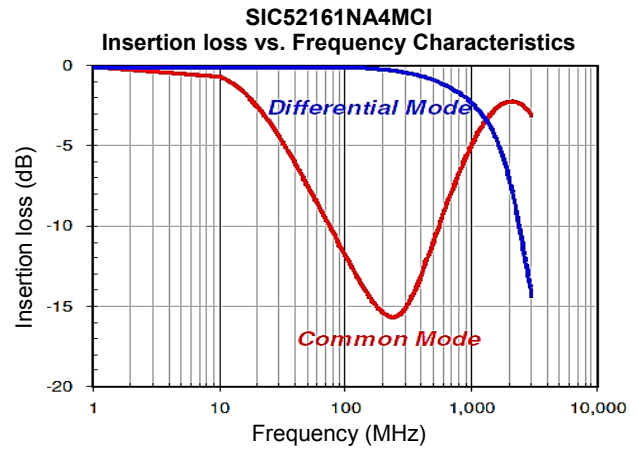
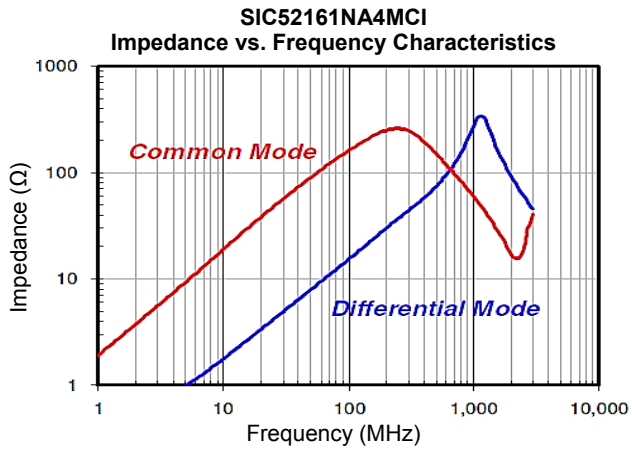


Common Mode Filter 2 Line 67~220Ω 400mA

SIC5-MCI Series

MERITEK

CHARACTERISTIC CURVES



Common Mode Filter

2 Line 67~220Ω 400mA

SIC5-MCI Series

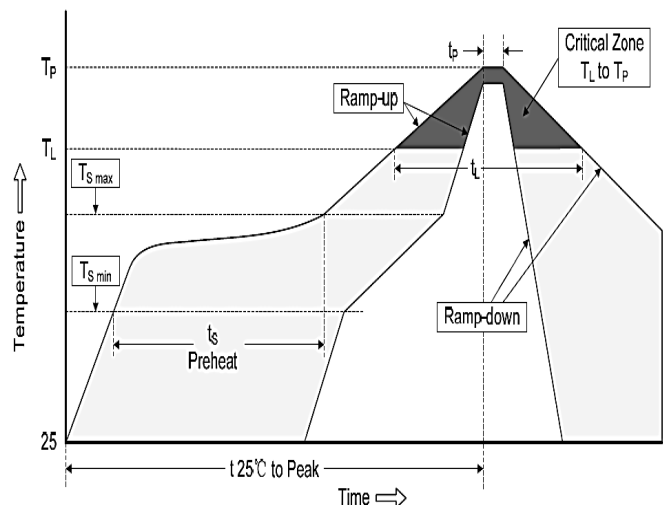
MERITEK

RELIABILITY TEST CONDITION AND REQUIREMENT

Test	Test Condition	Requirement
Temperature Cycle	Temperature: -40~+85°C Cycle: 100 cycles Dwell time: 30 minutes Measurement: at ambient temperature 24 hrs after test completion	No mechanical damage Impedance value should be within ±20% of the initial value
Operational Life	Temperature: 85±5°C Test time: 1000 hrs Apply current: full rated current Measurement: at ambient temperature 24 hrs after test completion	No mechanical damage Impedance value should be within ±20% of the initial value
Biased Humidity	Temperature: 40±2°C Humidity: 90~95% RH Test time: 1000 hrs Apply current: full rated current Measurement: at ambient temperature 24 hrs after test completion	No mechanical damage Impedance value should be within ±20% of the initial value
Resistance to Soldering Heat	Solder temperature: 260±5°C Flux: Rosin DIP time: 10±1 sec	More than 95% of terminal electrode should be covered with new solder No mechanical damage Impedance value should be within ±20% of the initial value
Steam Aging Test	Temperature: 93±2°C Test time: 4 hrs Solder temperature: 235±5°C Flux: Rosin DIP time: 5±1 sec	More than 95% of terminal electrode should be covered with new solder

RECOMMENDED SOLDERING PROFILES

Reflow Condition		
Pre Heat	Temp. Min $T_{s(min)}$	150°C
	Temp. Max $T_{s(max)}$	200°C
	Time (min. to max.) (t_s)	60~120 seconds
Average ramp up rate (T_L) to peak		3°C/second Max.
$T_{s(max)}$ to T_L (Ramp-up rate)		3°C/second Max.
Reflow	Temp. (T_L)	217°C Min.
	Time (min. to max.) (t_L)	60~150 seconds
Peak Temperature (T_P)		255~260°C
Time within 5°C of actual peak Temperature (t_p)		≥30 seconds
Ramp-down Rate		4°C/second Max.
Time (25°C to Peak Temp.)		6 mins Max.



Common Mode Filter

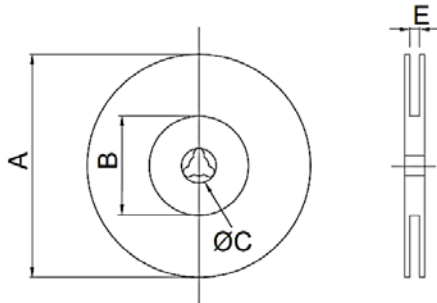
2 Line 67~220Ω 400mA

SIC5-MCI Series

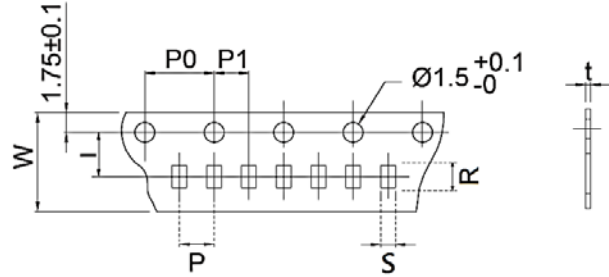
MERITEK

PACKAGING SPECIFICATION

CARRIER TAPE REELS



TAPE DIMENSION (mm)



Series	Reel Dimension (mm)				Tape Dimensions (mm)					Parts Per Reel
	A ±1.0	B ±0.5	C ±0.2	E ±0.5	W ±0.10	P ±0.10	P0 ±0.10	P1 ±0.05	t ±0.05	
SIC4-MCI	178.0	60.0	13.0	9.0	8.00	4.00	4.00	2.00	0.75	4,000
SIC5-MCI	178.0	60.0	13.0	9.0	8.00	4.00	4.00	2.00	0.22	3,000
SIC6-MCI	178.0	60.0	13.0	9.0	8.00	4.00	4.00	2.00	0.22	3,000

*Specifications subject to change without notice.