


# Single-Phase Bridge Rectifier 4.0A KBL Package

KBL Series

MERITEK

## FEATURE

- Operating Temperature: -55 ~ +150°C
- Average Forward Rectified Output Current 4.0A
- Repetitive Reverse Voltage from 50~1000V
- Surge Overload Ratings to 200A
- Flammability Classification 94V-0
- UL Safety Approved: Certification No: E223027



## MAXIMUM RATINGS AND THERMAL CHARACTERISTICS



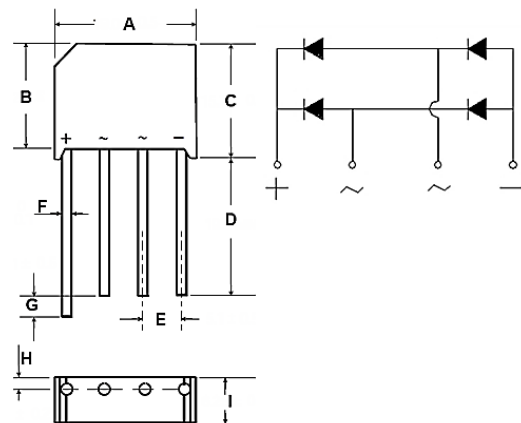
Parameter	Code	KBL 005	KBL 01	KBL 02	KBL 04	KBL 06	KBL 08	KBL 10	Unit
Maximum Repetitive Peak Reverse Voltage	$V_{RRM}$	50	100	200	400	600	800	1000	V
Maximum RMS Voltage	$V_{RMS}$	35	70	140	280	420	560	700	V
Maximum DC Blocking Voltage	$V_{DC}$	50	100	200	400	600	800	1000	V
Maximum Average Forward Rectified Output Current	I	4.0, $T_A=50^\circ\text{C}$							A
Peak Forward Surge Current Single Sine-Wave Superimposed on Rated Load (JEDEC Method)	$I_{FSM}$	200							A
Rating for Fusing ( $t < 8.3\text{ms}$ )	$I^2t$	166							$\text{A}^2\text{sec}$
Maximum Instantaneous Forward Voltage Drop per Diode	$V_F$	1.1, $I_F=4.0\text{A}$							V
Maximum DC Reverse Current at Rated DC Blocking Voltage per Element	$I_R$	10, $T_A=25^\circ\text{C}$							$\mu\text{A}$
	$I_R$	1000, $T_A=125^\circ\text{C}$							$\mu\text{A}$
Operating Junction and Storage Temperature Range	$T_J, T_{STG}$	-55~150							$^\circ\text{C}$
Maximum Thermal Resistance	$R_{\theta JA}$	10.0							$^\circ\text{C/W}$

### Note:

1. Rating at 25°C ambient temperature unless otherwise specified. Resistive or Inductive load, 60Hz. For Capacitive load derate current by 20%.
2. Thermal resistance from junction to ambient on P.C. board mounting.

## DIMENSION AND PIN CONFIGURATION

Item	Min. (mm)	Max. (mm)
A	18.50	19.50
B	13.70	14.70
C	15.20	16.20
D	19.00	-
E	4.60	5.60
F	1.30	1.40
G	3.60	4.60
H	1.90	2.30
I	6.00	6.50



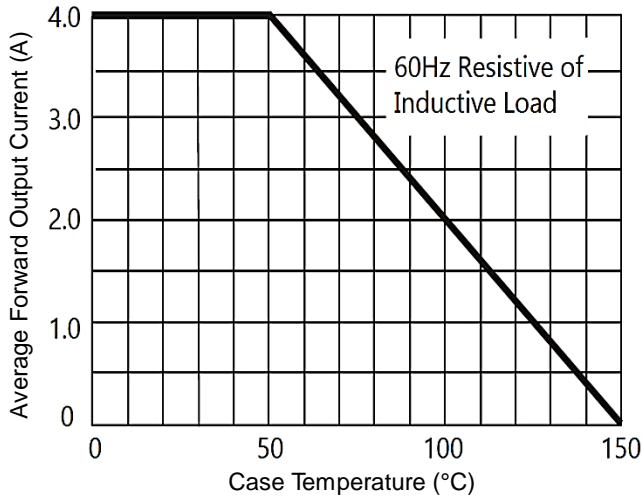
# Single-Phase Bridge Rectifier 4.0A KBL Package

KBL Series

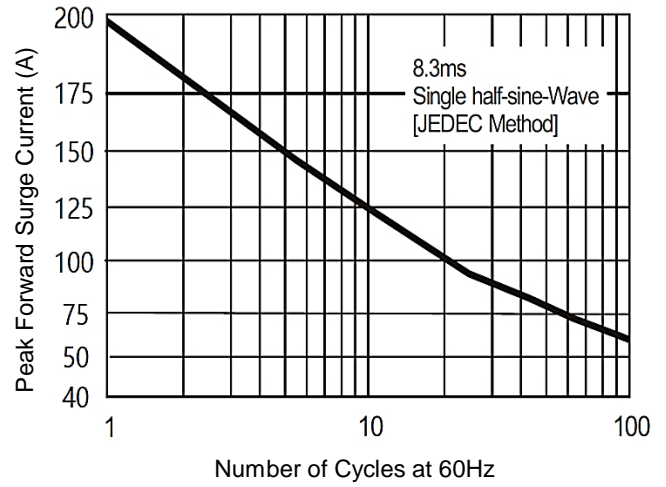
MERITEK

## RATING AND CHARACTERISTIC CURVES

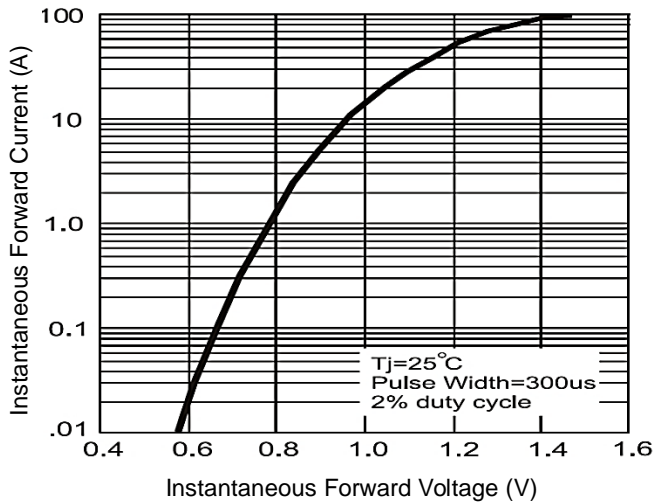
Derating Curve for Output Rectified Current



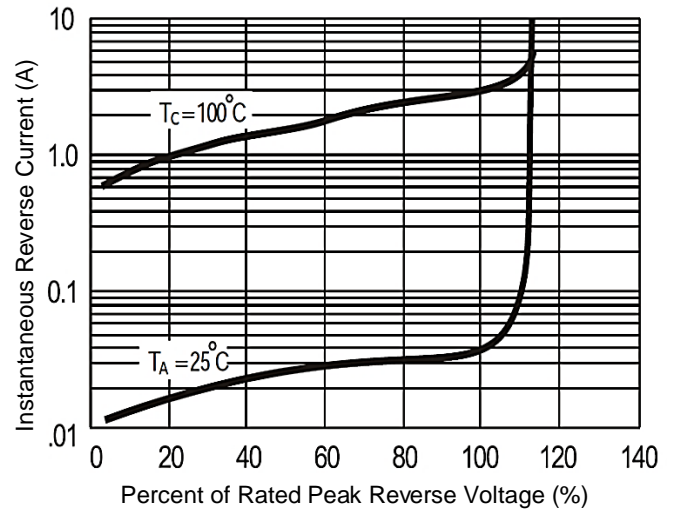
Maximum Non-Repetitive Peak Forward Surge Current



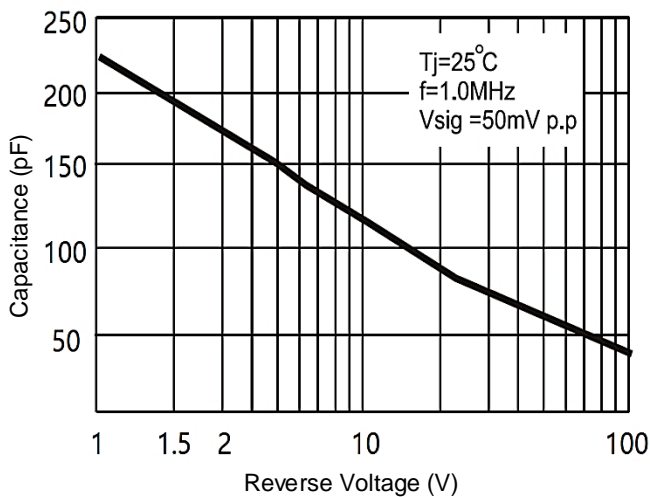
Typical Instantaneous Forward Characteristics



Typical Reverse Characteristics at Tj=25°C



Typical Junction Capacitance



\*Specifications subject to change without notice.