

Single-Phase Bridge Rectifier 35.0A MP Package

MP35 Series

MERITEK

FEATURE

- Operating Temperature: -55 ~ +150°C
- Average Forward Rectified Output Current 35.0A
- Repetitive Reverse Voltage from 50~1000V
- Surge Overload Ratings to 400A
- Integrally Molded Heat Sinks Provide Low Thermal Resistance
- Flammability Classification 94V-0
- Hole for # 10 Screw
- UL Safety Approved: Certification No: E223027



MAXIMUM RATINGS AND THERMAL CHARACTERISTICS

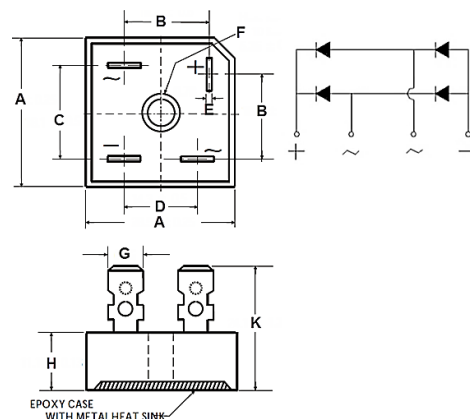


Parameter	Code	MP 35005	MP 3501	MP 3502	MP 3504	MP 3506	MP 3508	MP 3510	Unit
Maximum Repetitive Peak Reverse Voltage	V _{RRM}	50	100	200	400	600	800	1000	V
Maximum RMS Bridge Input Voltage	V _{RMS}	35	70	140	280	420	560	700	V
Maximum DC Blocking Voltage	V _{DC}	50	100	200	400	600	800	1000	V
Maximum Average Forward Rectified Output Current	I _F	35, T _A =55°C							A
Peak Forward Surge Current Single Sine-Wave Superimposed on Rated Load (JEDEC Method)	I _{FSM}	400							A
Rating for Fusing (t<8.3ms)	I ² t	374							A ² sec
Maximum Instantaneous Forward Voltage Drop per Diode	V _F	1.0, I _F =17.5A							V
Maximum DC Reverse Current at Rated DC Blocking Voltage per Element	I _R	10, T _A =25°C							µA
	I _R	500, T _A =125°C							µA
Operating Junction and Storage Temperature	T _J , T _{STG}	-55~150							°C
Typical Thermal Resistance per Element	R _{θJA}	2.1							°C/W

- Note:**
1. Rating at 25°C ambient temperature unless otherwise specified. Resistive or Inductive load, 60Hz. For Capacitive load derate current by 20%.
 2. Thermal resistance from Junction to Ambient on P.C. board mounting.

DIMENSION AND PIN CONFIGURATION

Item	Min. (mm)	Max. (mm)
A	28.30	28.80
B	15.70	16.70
C	17.60	18.60
D	13.80	14.80
E	0.78	
F	DIA. 5.10	DIA. 5.60
G	6.35	
H	10.97	11.23
K	22.80	25.40



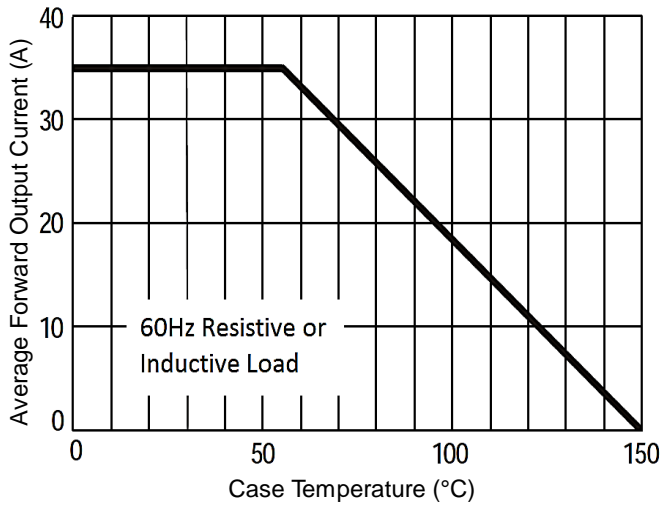
Single-Phase Bridge Rectifier 35.0A MP Package

MP35 Series

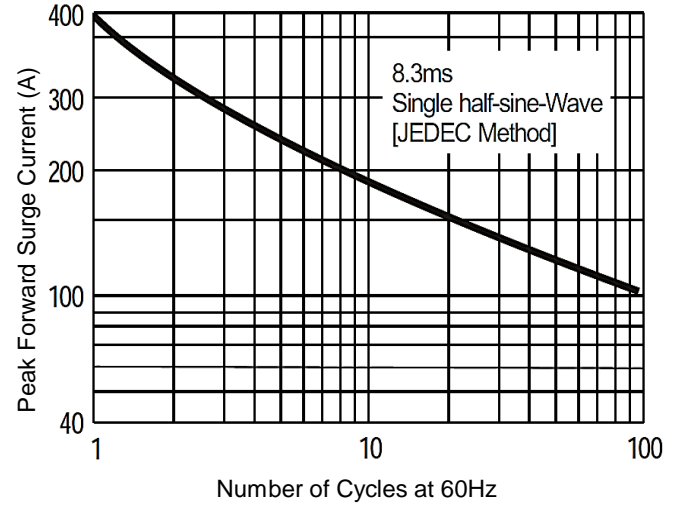
MERITEK

RATING AND CHARACTERISTIC CURVES

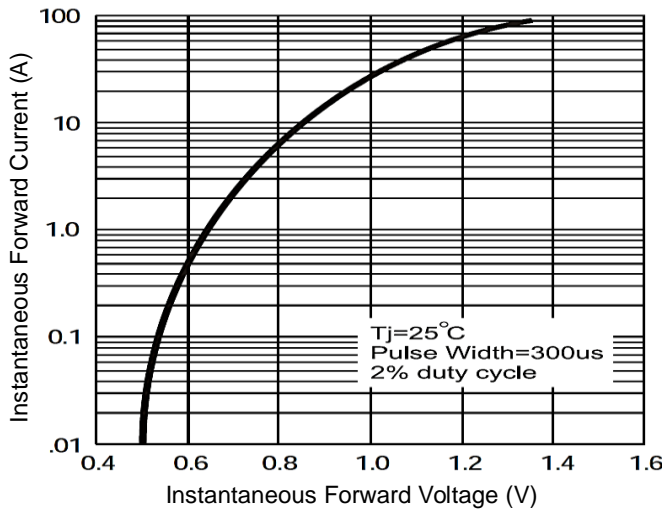
Derating Curve for Output Rectified Current



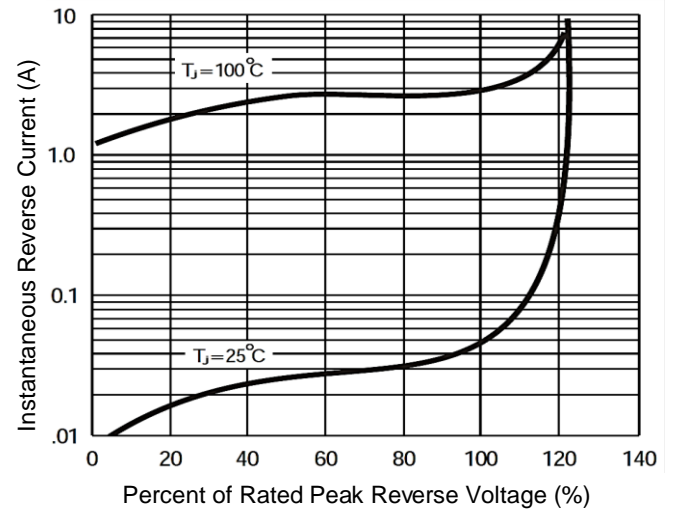
Maximum Non-Repetitive Peak Forward Surge Current



Typical Instantaneous Forward Characteristics



Typical Reverse Characteristics at Tj=25°C



*Specifications subject to change without notice.