

# Single-Phase Bridge Rectifier 25.0A KBPC-W Package

KBPC25-W Series

MERITEK

## FEATURE

- Operating Temperature: -55 ~ +150°C
- Average Forward Rectified Output Current 25.0A
- Repetitive Reverse Voltage from 50~1000V
- Surge Overload Ratings to 300A
- Electrically Isolated Metal Case for Maximum Heat Dissipation
- Case to Terminal Isolation Voltage 2500V
- Hole for # 10 screw
- Flammability Classification 94V-0
- UL Safety Approved: Certification No: E223027



## MAXIMUM RATINGS AND THERMAL CHARACTERISTICS

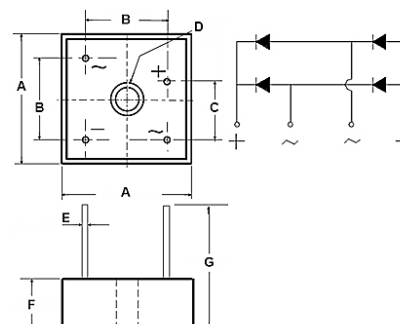


Parameter	Code	KBPC 25005W	KBPC 2501W	KBPC 2502W	KBPC 2504W	KBPC 2506W	KBPC 2508W	KBPC 2510W	Unit
Maximum Repetitive Peak Reverse Voltage	$V_{RRM}$	50	100	200	400	600	800	1000	V
Maximum RMS Bridge Input Voltage	$V_{RMS}$	35	70	140	280	420	560	700	V
Maximum DC Blocking Voltage	$V_{DC}$	50	100	200	400	600	800	1000	V
Maximum Average Forward Rectified Output Current	$I_F$	25, $T_A=55^\circ\text{C}$							A
Peak Forward Surge Current Single Sine-Wave Superimposed on Rated Load (JEDEC Method)	$I_{FSM}$	300							A
Rating for Fusing ( $t < 8.3\text{ms}$ )	$I^2t$	664							$\text{A}^2\text{sec}$
Maximum Instantaneous Forward Voltage Drop per Diode	$V_F$	1.0, $I_F=12.5\text{A}$							V
Maximum DC Reverse Current at Rated DC Blocking Voltage per Element	$I_R$	10, $T_A=25^\circ\text{C}$							$\mu\text{A}$
	$I_R$	500, $T_A=125^\circ\text{C}$							$\mu\text{A}$
Isolation Voltage from Case to Leads	$V_{IS}$	2500							VAC
Operating Junction and Storage Temperature	$T_J, T_{STG}$	-55~150							$^\circ\text{C}$
Typical Thermal Resistance per Element	$R_{\theta JA}$	2.5							$^\circ\text{C/W}$

- Note:
1. Rating at 25°C ambient temperature unless otherwise specified. Resistive or Inductive load, 60Hz. For Capacitive load derate current by 20%.
  2. Thermal resistance from Junction to Ambient on P.C. board mounting.

## DIMENSION AND PIN CONFIGURATION

Item	Min. (mm)	Max. (mm)
A	28.30	28.80
B	17.60	18.60
C	10.90	11.90
D	DIA. 5.10	DIA. 5.60
E	0.97	1.07
F	10.97	11.23
G	30.50	-



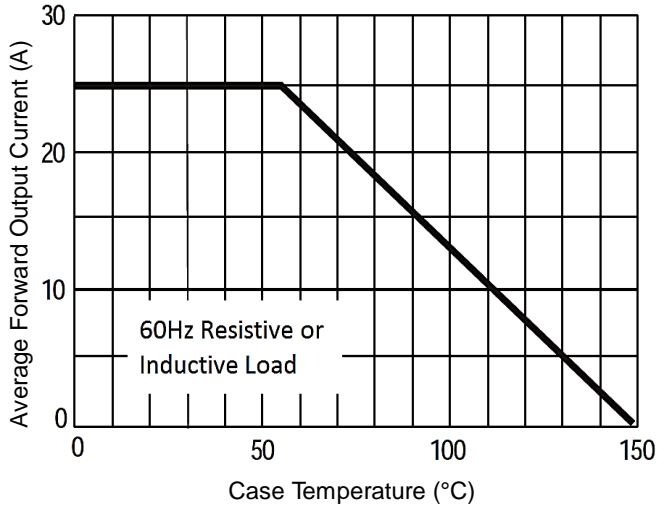
# Single-Phase Bridge Rectifier 25.0A KBPC-W Package

KBPC25-W Series

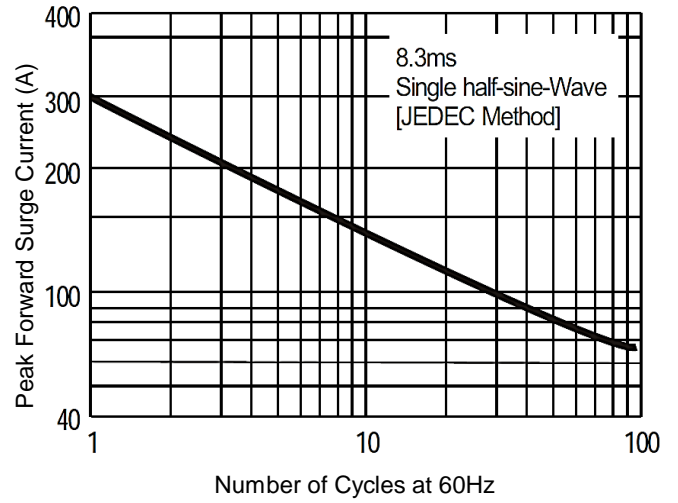
MERITEK

## RATING AND CHARACTERISTIC CURVES

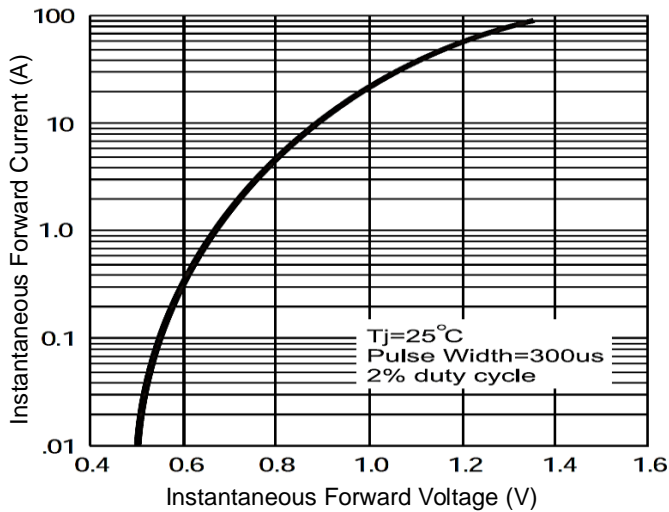
Derating Curve for Output Rectified Current



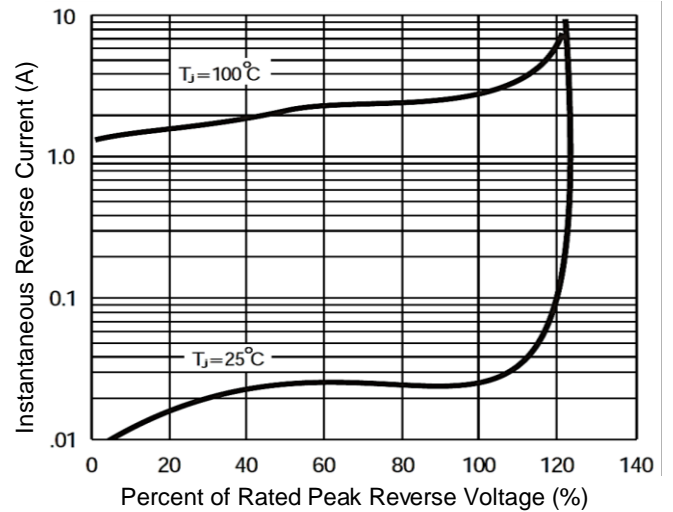
Maximum Non-Repetitive Peak Forward Surge Current



Typical Instantaneous Forward Characteristics



Typical Reverse Characteristics at  $T_j=25^\circ\text{C}$



\*Specifications subject to change without notice.