

Single-Phase Bridge Rectifier 1.5A WOB Package

W-M Series

MERITEK

FEATURE

- Operating Temperature: -55 ~ +150°C
- Average Forward Rectified Output Current 1.5A
- Repetitive Reverse Voltage from 50~1000V
- Surge Overload Ratings to 50A
- Flammability Classification 94V-0
- UL Dafety Spproved: Certification No: E223027



MAXIMUM RATINGS AND THERMAL CHARACTERISTICS



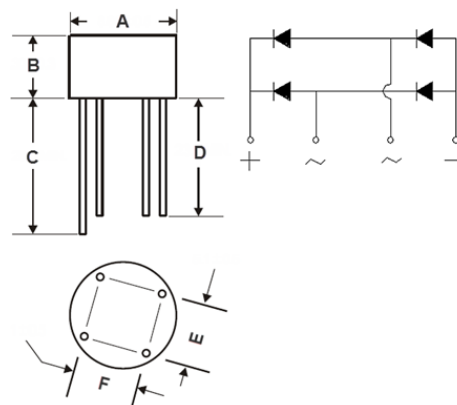
Parameter	Code	W 005M	W 01M	W 02M	W 04M	W 06M	W 08M	W 10M	Unit
Maximum Repetitive Peak Reverse Voltage	V _{RRM}	50	100	200	400	600	800	1000	V
Maximum RMS Bridge Input Voltage	V _{RMS}	35	70	140	280	420	560	700	V
Maximum DC Blocking Voltage	V _{DC}	50	100	200	400	600	800	1000	V
Maximum Average Forward Rectified Output Current	I _F	1.5, T _A =25°C							A
Peak Forward Surge Current Single Sine-Wave Superimposed on Rated Load (JEDEC Method)	I _{FSM}	50							A
Rating for Fusing (t<8.3ms)	I ² t	10							A ² sec
Maximum Instantaneous Forward Voltage Drop per Diode	V _F	1.1, I _F =1.5A							V
Maximum DC Reverse Current at Rated DC Blocking Voltage per Element	I _R	10, T _A =25°C							μA
	I _R	1000, T _A =100°C							μA
Typical Junction Capacitance per Element	C _j	24.0							pF
Operating Junction and Storage Temperature Range	T _J , T _{STG}	-55~150							°C
Typical Thermal Resistance per Element	R _{θJA}	50							°C/W

Note:

1. Rating at 25°C ambient temperature unless otherwise specified. Resistive or Inductive load, 60Hz. For Capacitive load derate current by 20%.
2. Thermal resistance from Junction to Ambient on P.C. board mounting.
3. Measured at 2.0MHz and applied reverse voltage of 4.0 volts.

DIMENSION AND PIN CONFIGURATION

Item	Min. (mm)	Max. (mm)
A	8.35	9.35
B	5.00	5.60
C	26.0	-
D	23.5	-
E	4.60	5.60
F	4.60	5.60



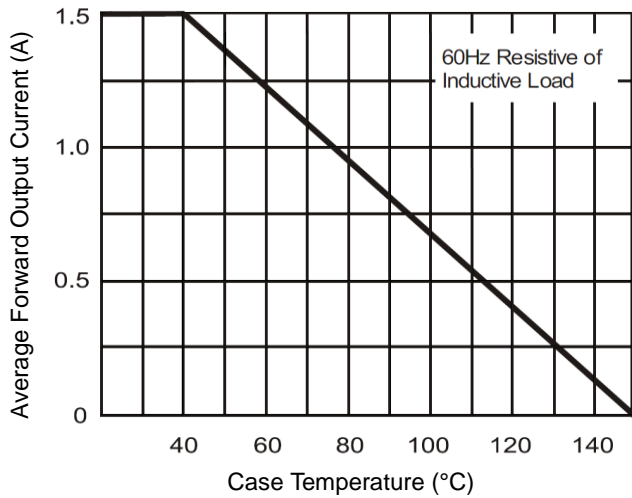
Single-Phase Bridge Rectifier 1.5A WOB Package

W-M Series

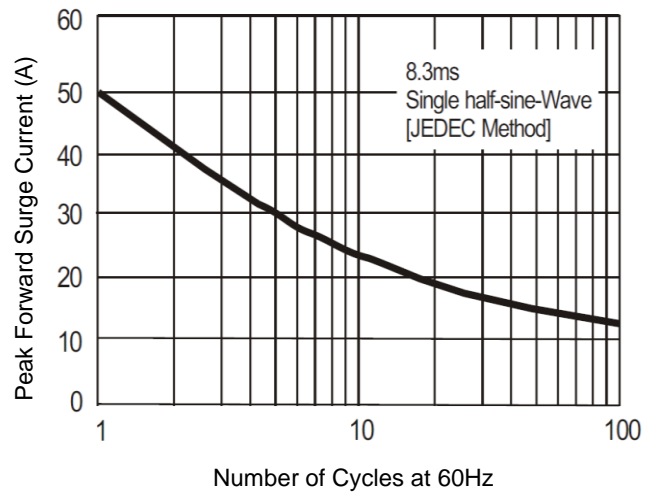
MERITEK

RATING AND CHARACTERISTIC CURVES

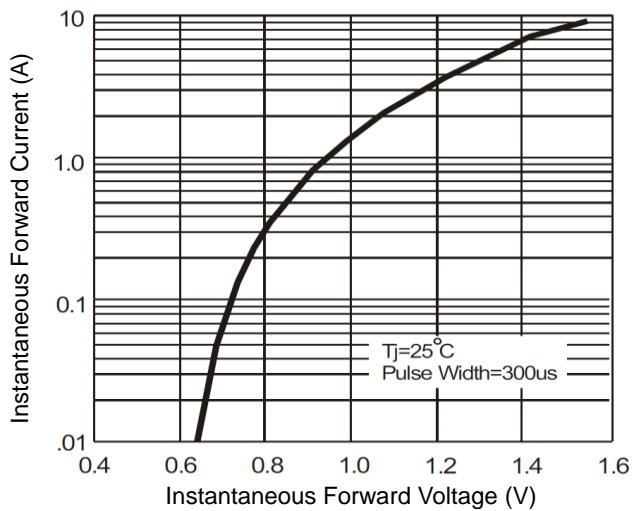
Derating Curve for Output Rectified Current



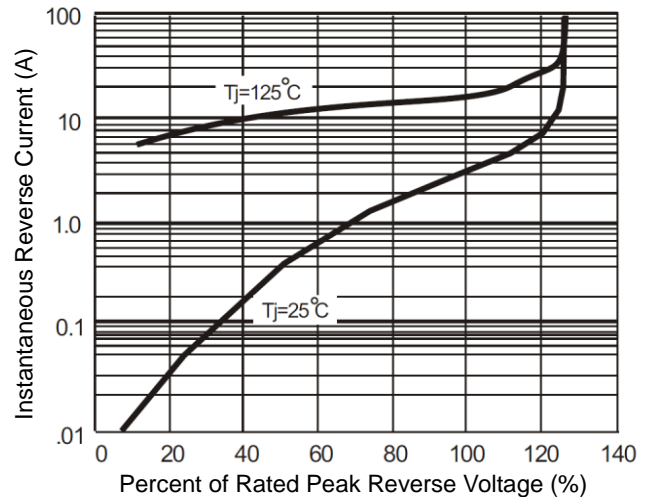
Maximum Non-Repetitive Peak Forward Surge Current



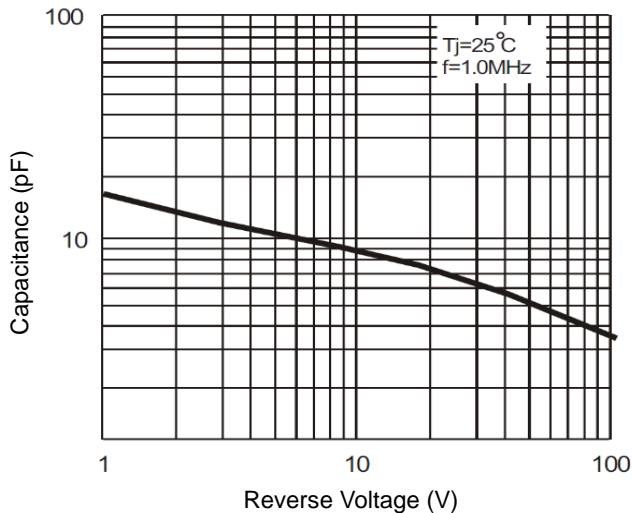
Typical Instantaneous Forward Characteristics



Typical Reverse Characteristics



Typical Junction Capacitance



*Specifications subject to change without notice.