

MOSFET

SOT-323 Package

MFT-S323 series

MERITEK

FEATURE

- Operating and Storage Temperature: -55°C ~ +150°C
- Fast Switching Characteristics
- Improved dv/dt Capability



PART NUMBERING SYSTEM

MFT 2 N A4 S323ES
 (1) (2) (3) (4) (5)




No	Item	Code	Part Description	Series Reference
(1)	Meritek Series	MFT	Meritek MOSFET Series	Surface Mount Type
(2)	Voltage Rating	2	2: 20V	Drain-Source Voltage, 3:30V
(3)	FET Type	N	N: Single N Channel	P-Channel MOSFET
(4)	Current Rating	A4	A4: 0.4A	Continuous Drain Current, T _C =25°C
(5)	Internal Code	S323ES	Internal Control Reference	Package or Project Reference

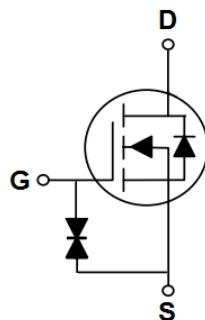
SURFACE MOUNT MOSFET PACKAGE REFERENCE TABLE

Series	FET Type	Channel/ Feature	Continuous Drain Current (I _D) @ 25°C	R _{DS(ON)} Max. @ 4.5 V _{GS}	Power Dissipation (P _D) @25°C	Drain to Source Voltage (V _{DS})
MFT(N)-S323E	N	Single/ESD	0.8A	300mΩ	0.275W	20V
MFT(P)-S323E	P	Single/ESD	0.4A	600mΩ	0.275W	-20V

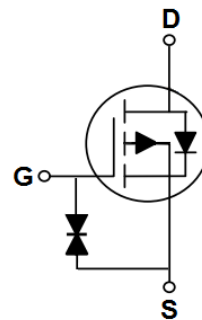
PIN CONFIGURATION



SOT-323



Single N Type ESD



Single P Type ESD

MOSFET

SOT-323 Package

MFT-S323 series

MERITEK

ELECTRICAL CHARACTERISTICS

MFT(N)-S323 Series – Single N Channel ESD Type

Part Number	V _{DS} (V)	I _D (A)		V _{GS} (V)	R _{DS(ON)} (mΩ) max. at V _{GS}		Q _g (nC)		CISS (pF)	P _D (W) @25°C	T _s , T _J (°C)
		25°C	100°C		10V	4.5V	10V	4.5V			
MFT2NA8S323ES	20	0.8	0.51	±8	-	200/300	-	1	38.2	0.275	-55 ~ +150

MFT(P)-S323 Series – Single P Channel ESD Type

Part Number	V _{DS} (V)	I _D (A)		V _{GS} (V)	R _{DS(ON)} (mΩ) max. at V _{GS}		Q _g (nC)		CISS (pF)	P _D (W) @25°C	T _s , T _J (°C)
		25°C	100°C		10V	4.5V	10V	4.5V			
MFT2PA4S323ES	-20	0.4	0.25	±8	-	440/600	-	1	40	0.275	-55 ~ +150

Note:

1. TA=25°C unless otherwise specified. 2. PD is Power Dissipation Derate above 25°C.
- *Specifications subject to change without notice.