

Metal Film Resistors




MF Series

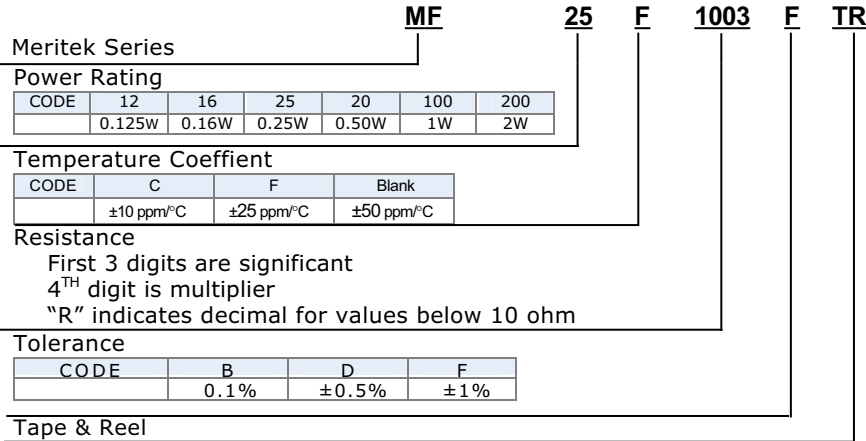
MERITEK

FEATURES

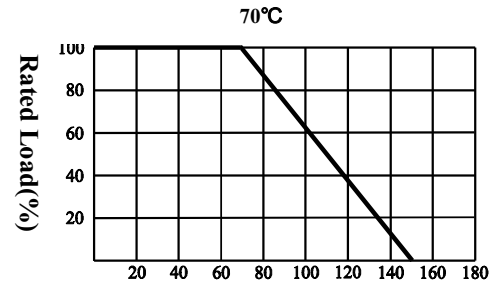
- Economically priced for commercial and industrial applications
- Wide selection of power ratings and resistance values
- EIA color coding
- Resistance to industrial solvent
- Standard tape & reel package



PART NUMBERING SYSTEMS

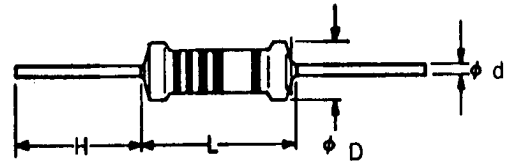


Power derating curve



Dimensions

Style		Dimensions(mm)			
Normal	Miniature	L	D	H	d
MF-12 v	MF25s	3.3± ^{0.4} / _{0.2}	1.8±0.3	29±2.0	0.45±0.03
MF-12	MF25s	3.3± ^{0.7} / _{0.2}	1.8±0.3	29±2.0	0.45±0.03
MF-25	MF50s	6.3±0.5	2.3±0.3	28±2.0	0.55±0.03
MF-50	MF1Ws	9.0±0.5	3.2±0.5	26±2.0	0.65±0.03
MF-100	MF2Ws	11.5±1.0	4.5±0.5	35±2.0	0.78±0.03
MF-200	MF3Ws	15.5±1.0	5.0±0.5	32±2.0	0.78±0.03



Electrical Characteristics

Power rating at 70°C	0.125W	0.25W	0.25W	0.5W	0.5W	1W	1W	2W	2W	3W
STYLE	MF-12	MF-25S	MF-25	MF-50S	MF-50	MF-1WS	MF-100	MF2WS	MF-200	MF3WS
Operating Temp. Range	- 55°C to + 155°C									
Max. Working Voltage	200V	200V	250V	300V	350V	400V	450V	500V	500V	500V
Max. Overload Voltage	400V	400V	500V	600V	700V	800V	1000V	1000V	1000V	1000V
Dielectric Withstanding volt.	300V	400V	500V	500V	500V	700V	1000V	1000V	1000V	1000V
TEMP. COEFFICIENT	±15ppm/°C , ±25ppm/°C , ±50ppm/°C , ±100ppm/°C									
Value Range. ±1%/±0.5%	10 Ω ~1 MΩ					E96 series				
Value Range. ±0.25%/±0.1%	100Ω ~100KΩ					E192 series				