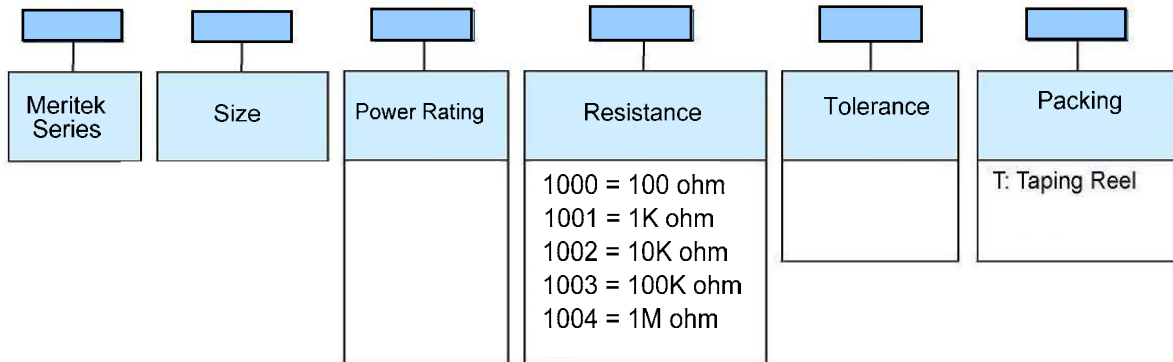
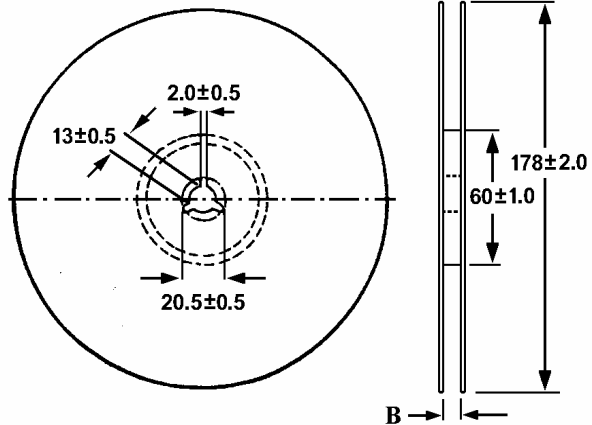
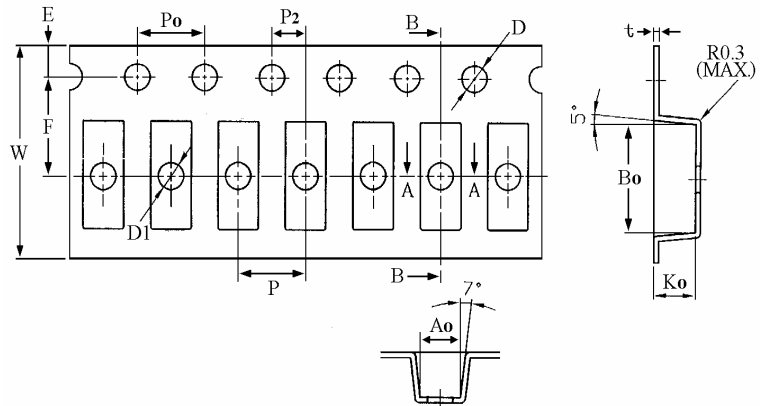


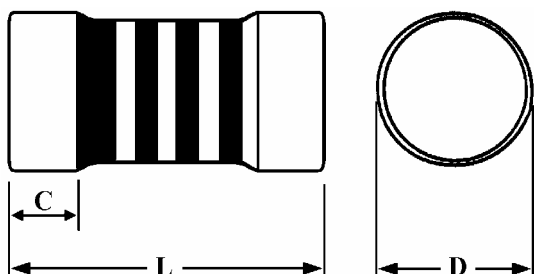


Part Numbering



TYPE	M-Type	
SIZE	0207	0204
W	12.00±0.10	8.00±0.10
P	4.00±0.10	4.00±0.10
E	1.75±0.10	1.75±0.10
F	5.50±0.05	3.50±0.05
P2	2.00±0.05	2.00±0.05
D	1.50±0.10	1.50±0.10
D1	1.50±0.10	1.00±0.10
Po	4.00±0.10	4.00±0.10
B	12.00±0.50	8.00±0.50
Ao	2.40±0.10	1.60±0.10
Bo	6.05±0.10	3.70±0.10
Ko	2.50±0.10	1.65±0.10
t	0.30±0.05	0.22±0.05





Coating Color : Blue.
 Marking : Color Bands.
 E-96 Series = 4 bands ($\pm 1\%$);
 E-24 Series = 3 bands ($\pm 5\%$)

Dimensions

Type	Size	Dimensions (mm)		
		L	D	C
MFM	0207	5.7 \pm 0.2	2.2 \pm 0.1	0.8 \pm 0.2
	0204	3.5 \pm 0.2	1.45 \pm 0.1	0.6 \pm 0.1

Range

TYPE	SIZE	POWER RATING	MAX. WORKING VOLTAGE	MAX. OVERLOAD VOLTAGE	RESISTANCE RANGE	
					$\pm 1\%$ (F) (E-96)	$\pm 5\%$ (J) (E-24)
MFM	0207	1/4W(0.25W)	200V	400V	1 Ω ~5M Ω	0.22 Ω ~5M Ω
		1/2Ws(0.5W)	300V	600V	1 Ω ~5M Ω	0.22 Ω ~5M Ω
		1Wss(1W)	400V	700V	1 Ω ~5M Ω	0.22 Ω ~5M Ω
	0204	1/8W(0.125W)	150V	300V	1 Ω ~1M Ω	0.22 Ω ~2M Ω
		1/4Ws(0.25W)	200V	400V	1 Ω ~1M Ω	0.5 Ω ~2M Ω

Characteristics

Item		Test Method
1. Temp. Coefficient	± 50 ppm/ $^{\circ}$ C	JIS-C-5202; 5.2
2. Short time overload	$\pm(0.5\%+0.05\Omega)$	JIS-C-5202; 5.5
3. Pulse overload	$\pm(0.5\%+0.05\Omega)$	JIS-C-5202; 5.8
4. Temperature cycling	$\pm(0.5\%+0.05\Omega)$	JIS-C-5202; 7.4
5. Load Life in Humidity	$\pm(1\%+0.05\Omega)$	JIS-C-5202; 7.9
6. Load Life	$\pm(1\%+0.05\Omega)$	JIS-C-5202; 7.10
7. Resistance to soldering heat ^o	$\pm(0.5\%+0.05\Omega)$	JIS-C-5202; 6.4
8. Solderability	90% Coverage/Min	JIS-C-5202; 6.5
9. Non-Combustibility	No evidence of flaming	